

# Spare Parts Catalog

## Commander Series T90/T82 & C90/C82 Serial Number 17881098 >



PowerBoss, Inc.  
A Member Of The Hako Group

This is the Spare Parts Catalog for the PowerBoss Commander Series Sweeper / Scrubber.

This manual covers all Standard Commander Series machine variations, T90,T82,C90,C82.

The machine will provide excellent service for many years. However, the best results will be obtained if:

- The machine is operated with reasonable care.
- The machine is maintained regularly per maintenance schedule provided in the User Manual
- The machine is maintained with PowerBoss Inc. supplied or equivalent parts.

All right side and left side references to the machine (except for engines) are determined by facing the direction of forward travel. The front of the engine faces the left side of the machine. Some hardware considered to be common or locally available has been omitted from the parts section to make this manual clear. Be sure to use equivalent hardware when replacement becomes necessary.

Parts may be ordered by phone or mail from any PowerBoss parts and service center. Before ordering parts or supplies be sure to have your machine model and serial number handy. Fill out the data block below for future reference.

<p style="text-align: center;"><b>MACHINE DATA</b> Fill out at installation</p> <p>Serial Number: _____</p> <p>Engine Serial Number: _____</p> <p>Sales Rep.: _____</p> <p>Date of Install: _____</p>
---

All information contained in this catalog is current at the time of printing However ,PowerBoss reserves the right to make changes at any time without notice.

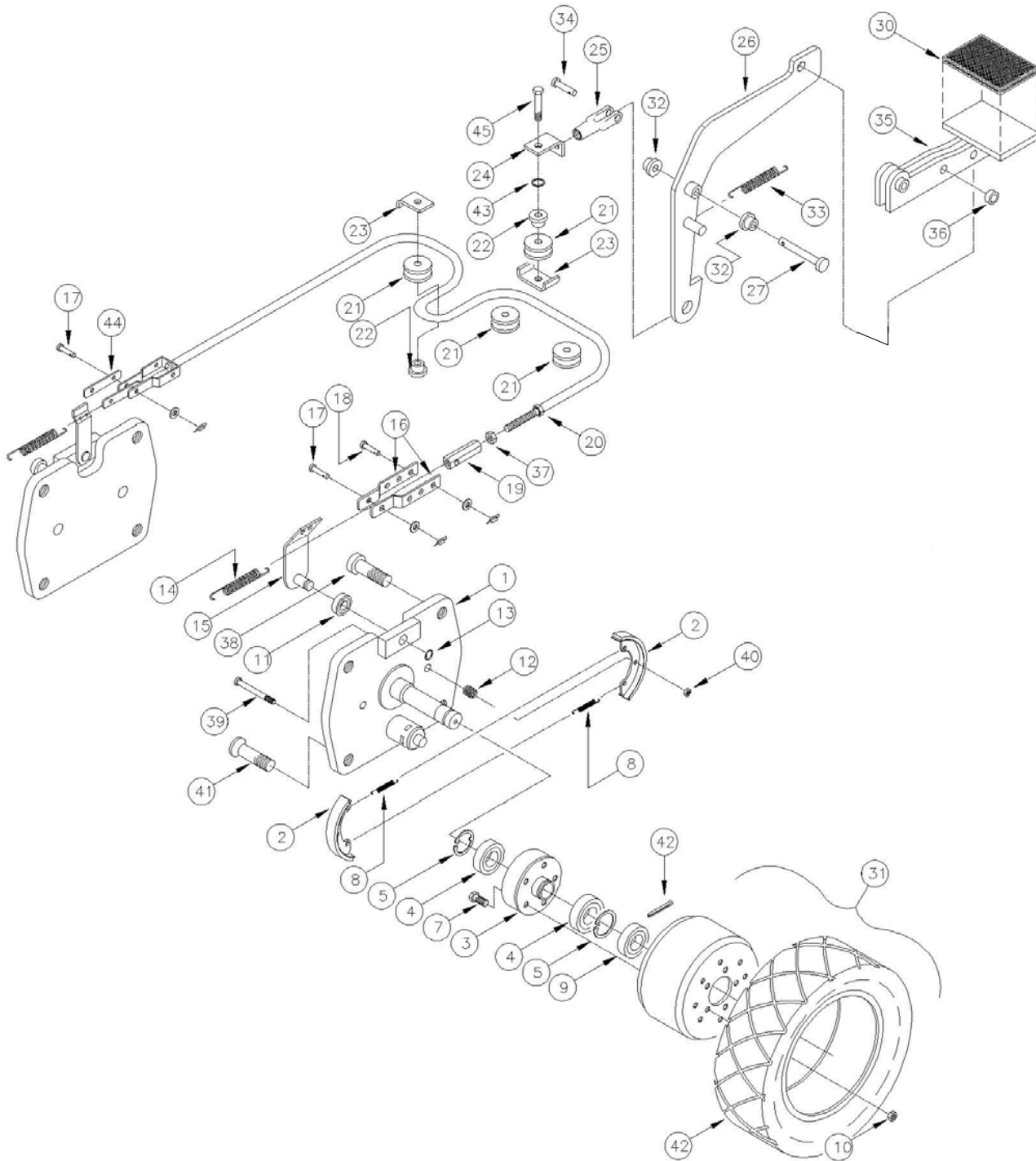
©2009, PowerBoss, Inc., Printed in USA

°C-Degrees Celsius	INFO-Information
°F-Degrees Fahrenheit	INT-Internal or Interior
12V-12 Volts DC	LG-Long
AR-Abrasion Resistant	LH-Left Hand
ASSY-Assembly	LPG-Liquefied Petroleum Gas
ATO-Standard Auto Fuse Type Also called ATC	LP-Liquefied Petroleum
BHSCS-Button Head Screw SS	M8x1-Indicates Metric threads, 8mm Dia with a 1mm thread pitch
BLK-Black	MM-Millimeters
BLT-Belt	MNT-Mount
BR-Brass or Broom or Brush	MS-Mld Size
BRM-Broom	OD-Outside Diameter
BRKT-Bracket	PLTD-Plated
CB-Curb Broom	PNTD-Painted
CCW-Counter Clockwise	REV-Reverse
CI-Cubic Inch	RH-Right Hand
CW-Clockwise Rotation	ROT-Rotation
CYL-Cylinder	RTR-Rotary Trash Relocator
DEG-Degrees	SCR-Screw
DIA-Diameter	SC-Scrubber
DPDT-Double Pole Double Throw	SP-Service Part
ELEC-Electric	SPDT-Single Pole Double Throw
ES-Elastic Stop, also Nyloc	SPST-Single Pole Single Throw
EXT-Exterior or Extended	SS-Stainless Steel
FI-Fuel Injection	STR-Straight
FS-Full Size	ST-Straight
FTG-Fitting	SUB-Sub Assembly
FWD-Forward	THD-Thread
REV-Reverse	THK-Thick
GAL-US Gallon (3.79 Liters)	THRU-Through
GOV-Governor	UNC-Unified Nat'l Coarse Threads
HD-Head	UNF-Unified Nat'l Fine Threads
HD-Heavy Duty	V1505-Kubota Diesel Engine
HOP-Hopper	GM1.6L-General Motors LP / Gasoline Engine
HSS-High Speed Steel	W/-With
HT-High Temperature	WELD-Weldment
HT-Height	W/O-Without
HYD-Hydraulic	ZP-Zinc Plated
ID-Identification	
ID-Inside Diameter	
IMP-Impeller	

Description	Page Number
Axles, Brakes And Wheels	Brakes Assembly. . . . . 6-9
	Hand Lever Parking Brake. . . . . 10-11
Body (Sheet Metal)	Top Door, Side Door, Engine Cover . . . . . 50-51
	Scrub Brush Doors . . . . . 16-17
	Lintel Assembly. . . . . 30-31
	Console Assembly. . . . . 40-41
	Floorboard Assembly . . . . . 42-43
	Engine Covers. . . . . 32-33
	Broom Doors. . . . . 12-13
Broom & Brush	Main Broom Assembly . . . . . 28-29
	Side Broom Assembly . . . . . 26-27
	Broom Guide. . . . . 126-127
	Brush Guide. . . . . 128-129
Directional Control	Linkage. . . . . 44-47
Electrical System	Battery & Mount . . . . . 34-35
	Instrument Panel. . . . . 36-37
	Tail Lights. . . . . 16-17
	Head Lights. . . . . 24-25
Engine Diesel	Kubota – V1505. . . . . 94-97
	Kubota – Engine Motor Mounts. . . . . 98-99
	Radiator, Coolant Reservoir, Shrouds. . . . . 100-101
	Kubota – Exhaust System. . . . . 102-103
Engine Gasoline & LPG	Gasoline Generic Version . . . . . 104-105
	LP Generic Version. . . . . 106-107
	Engine Motor Mounts (Lp And Gasoline) . . . . . 108-109
	Engine LP. . . . . 110-111
	Radiator Assembly. . . . . 118-119
	Exhaust System. . . . . 112-115
	Fuel System Gasoline . . . . . 124-125
	Fuel System LPG . . . . . 120-123
Frame	Frame Assembly PT.1 . . . . . 14-15
	Frame Assembly PT.2. . . . . 16-19
	Front Bumper . . . . . 24-25



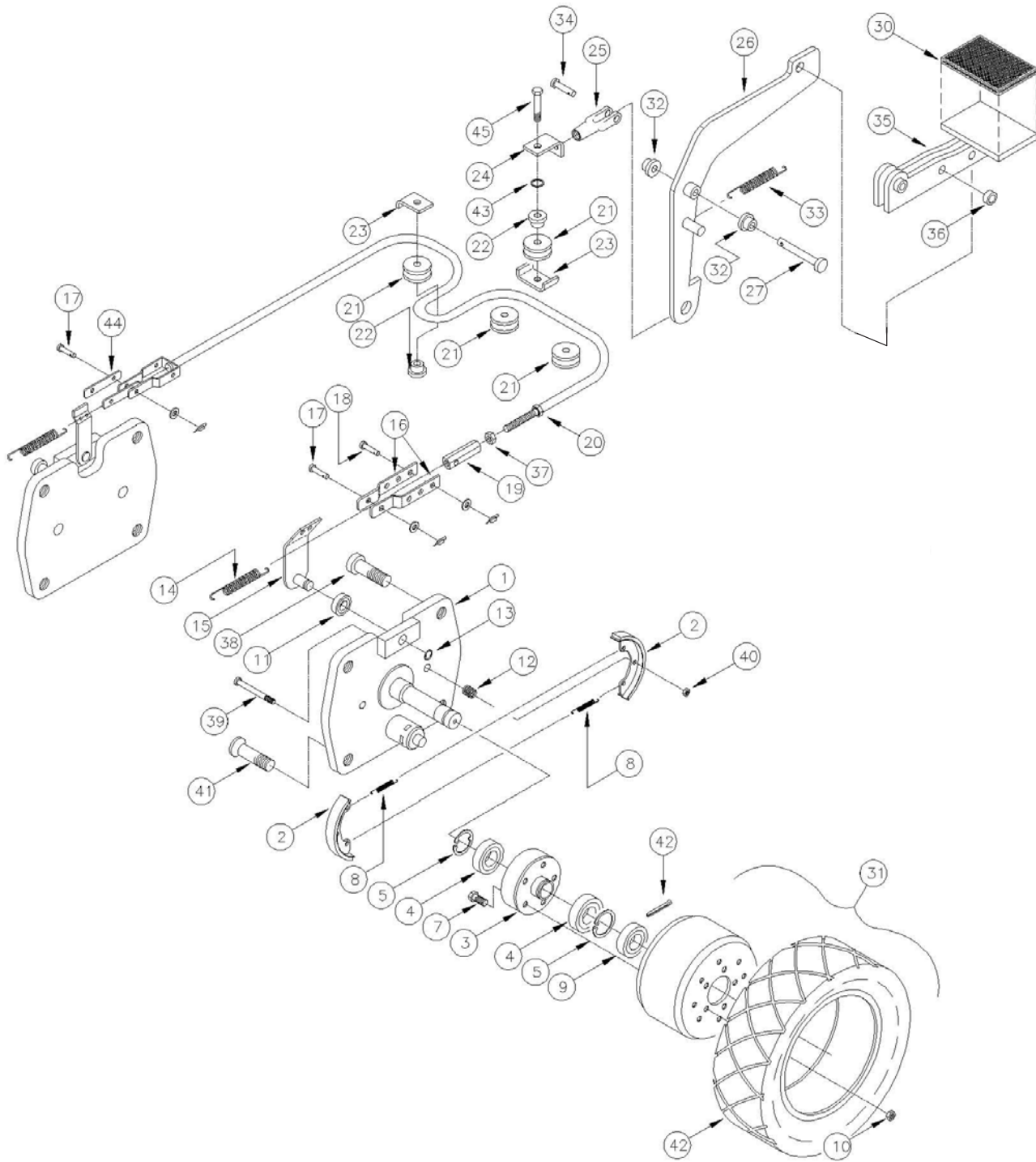
Description	Page Number
Fuel Tanks	Gasoline & Diesel . . . . . 116-117
	LP Tank & Mount (See Sol/Rec Tank Assembly). . . . . 50-51
Hopper	High Dump T82 / T90. . . . . 86-87
	Manual Lift Single C82 / C90. . . . . 88-89
	Manual Lift Split C82 / C90. . . . . 90-91
Hydraulic System	Power Steering. . . . . 68-71
	Oil Cooler,. . . . . 30-31
	Hydraulic Reservoir. . . . . 22-23
	Squeegee Solenoid Detail. . . . . (Waterman Valve). . . . . 20-21
	Single Spool Hydraulic Valve Impeller. . . . . 64-65
	Three Spool Hydraulic Valve . . . . . 66-67
	Impeller Assembly . . . . . 60-63
	Main Propulsion Pump . . . . . 96-97,111
	Auxiliary Pump . . . . . 96-97,111
	Hoses (See Hydraulic Schematic). . . . . 132
Lift Arm Assembly	Safety Arm Assembly . . . . . 84-85
	HD Lift Arm Assembly . . . . . 82-83
Schematics	Electrical . . . . . 130-131
	Hydraulic . . . . . 132
Scrub Head Assembly	. . . . . 74-75
	Scrubhead Lift / Lower Mechanism. . . . . 76-77
Seat	Seat & Mount. . . . . 58-59
Squeegees	Rear Squeegee Assembly . . . . . 78-81
	Side Squeegee Assemblies . . . . . 78-81
	Squeegee Lift / Lower Mechanicisim. . . . . 72-73
	Auto Squeegee Lift witch Box . . . . . 48-49
Steering Fork and Drive Tire	Drive Motor . . . . . 38-39
	Drive Tire. . . . . 38-39
Tanks	Solution Recovery Tank Assembly PT.1 . . . . . 50-51
	Solution Recovery Tank Assembly PT.2. . . . . 52-55
	Solution Recovery Tank Assembly PT.3 . . . . . 56-57
Vacuum Mount	. . . . . 92-93
Warranty	Made Simple Limited Warranty . . . . . 133



ITEM	PART NO.		DESCRIPTION	QTY
	82 SERIES	90 SERIES		
1	3300852		AXLE ASSEMBLY, FRONT	1 per side
2	3300523		SHOE—W/ LINING, BRAKE	2 per side
3	3300787		HUB, FRONT WHEEL	1 per side
4	3300467		BEARING, BALL, 2.44 x 1.18 ID	2 per side
5	3300473		RING, RETAINER INTERNAL	2 per side
6	3300369		CAP, HUB (NOT SHOWN)	1 per side
7	3400938		STUD, WHEEL HUB	5 per side
8	3301519		SPRING, EXTENSION BRAKE SHOE	2 per side
9	3300876		SPACER AXLE	1 per side
10	3300411		NUT, WHEEL LUG	5 per side
11	3300410		BUSHING, 1.00 OD x .87 ID	1 per side
12	3301518		SPRING, COMPRESSION BRAKE SHOE	2 per assy.
13	3300484		RING, RETAINER EXTENSION, .87	1 per side
14	3301517		SPRING, EXTENSION BRAKE LEVER	1 per side
15	3300870		LEVER ASSEMBLY, BRAKE	1 per side
16	3300203		BAR, CABLE	2 per side
17	3400118		PIN, CLEVIS, 5/16 x .88	2
18	3400185		PIN, CLEVIS, 5/16 x 1.25	1 per side
19	3300202		BAR, CABLE ADJUSTMENT	1 per side
20	3300486	3300412	CABLE, BRAKE	1
21	3300367		PULLEY, BRAKE	4
22	3300035		SPACER, BRAKE PULLEY	4
23	3300209		RETAINER, CABLE	4
24	3300955		BRACKET, BRAKE PULLEY	1
25	3301447		CLEVIS, CABLECRAFT AC-218	1
26	3300132		ARM ASSEMBLY, BRAKE	1
27	3400115		PIN, CLEVIS 3/8 x 3.00	1

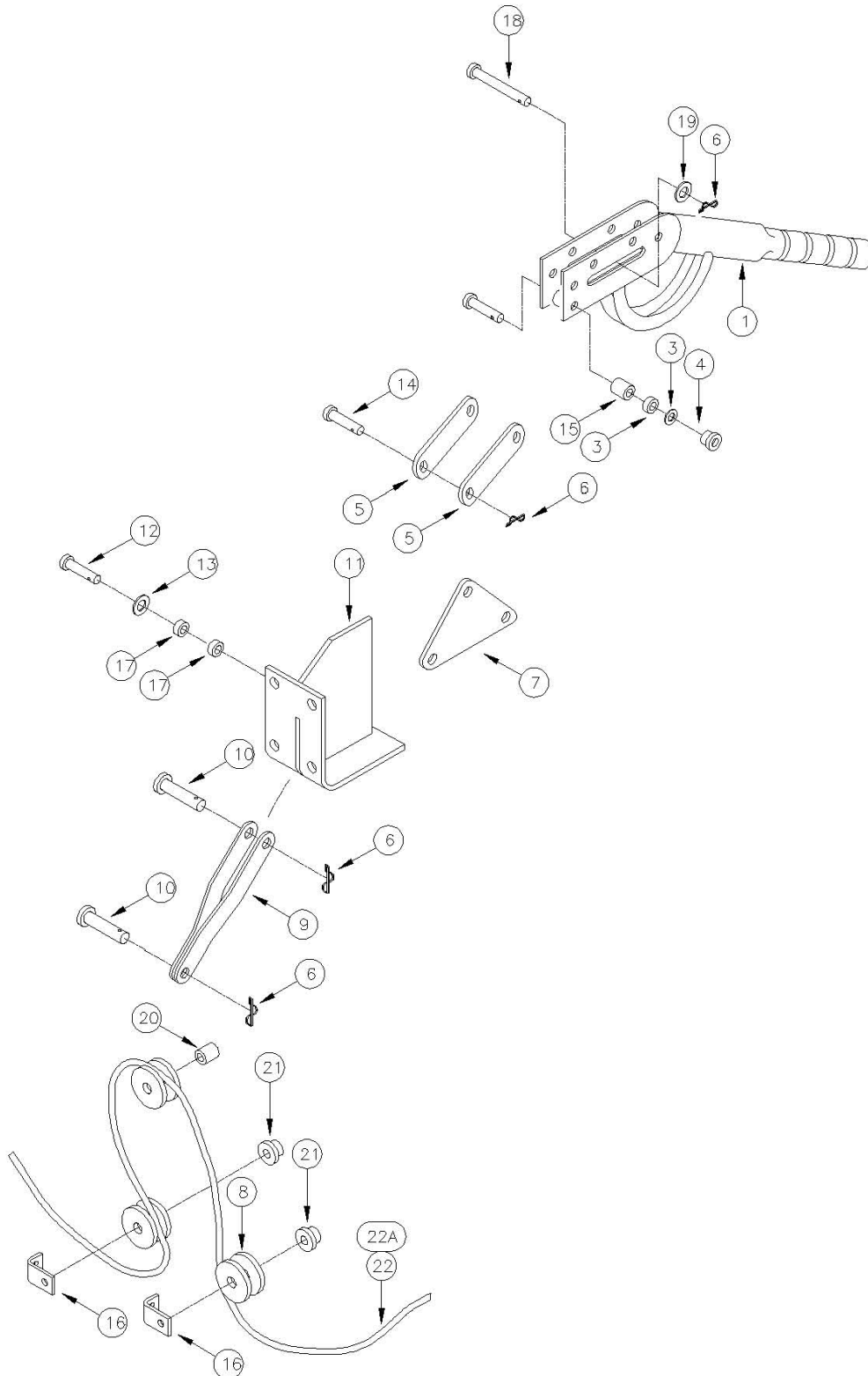
CONTINUED ON NEXT PAGE

\* Note\* In T90 Column Where No Part Number Appears The Part Number Is The Same As T82



ITEM	PART NO.	DESCRIPTION	QTY
30	3300413	PAD, BRAKE PEDAL	1
31	3301525	TIRE AND RIM ASSEMBLY (SOLID)	1 per side
32	3300414	BUSHING, PLASTIC MAIN BROOM	2
33	3301522	SPRING, EXTENSION BRAKE ARM	1
34	3400116	PIN, CLEVIS, 3/8 x 1.25	1
35	3303716	ARM ASSEMBLY, BRAKE PEDAL	1
35A	3336647	CATCH-BRAKE PEDAL, SAFETY, (Not Shown)	1
37	3400067	NUT, HEX 3/8-24 ZP	1
38	3400006	SCR—BUT 5/8-11 x 1.00 SOC	2
39	3400060	SCR—THN #8-32 x 3.00 SS	2
40	3400082	NUT—HEX 8/32 ES	2
41	3400120	PIN-COTTER 5/32 DIA x 2.00 LG, Z	1 per side
42	3300370	TIRE-SOLID RUBBER	1 per side
43	3400101	WASHER-LOCK 3/8 SPLIT ZP	4
44	3301417	PLATE-BRAKE LINK PLTD	2
45	3400029	SCR-HEX,3/8-16X1.25 ZP	4
*	3318673	ASSY-FRONT AXLE SUB (Includes Items 1-5,7-9,11-13,15,39,40,41)	2

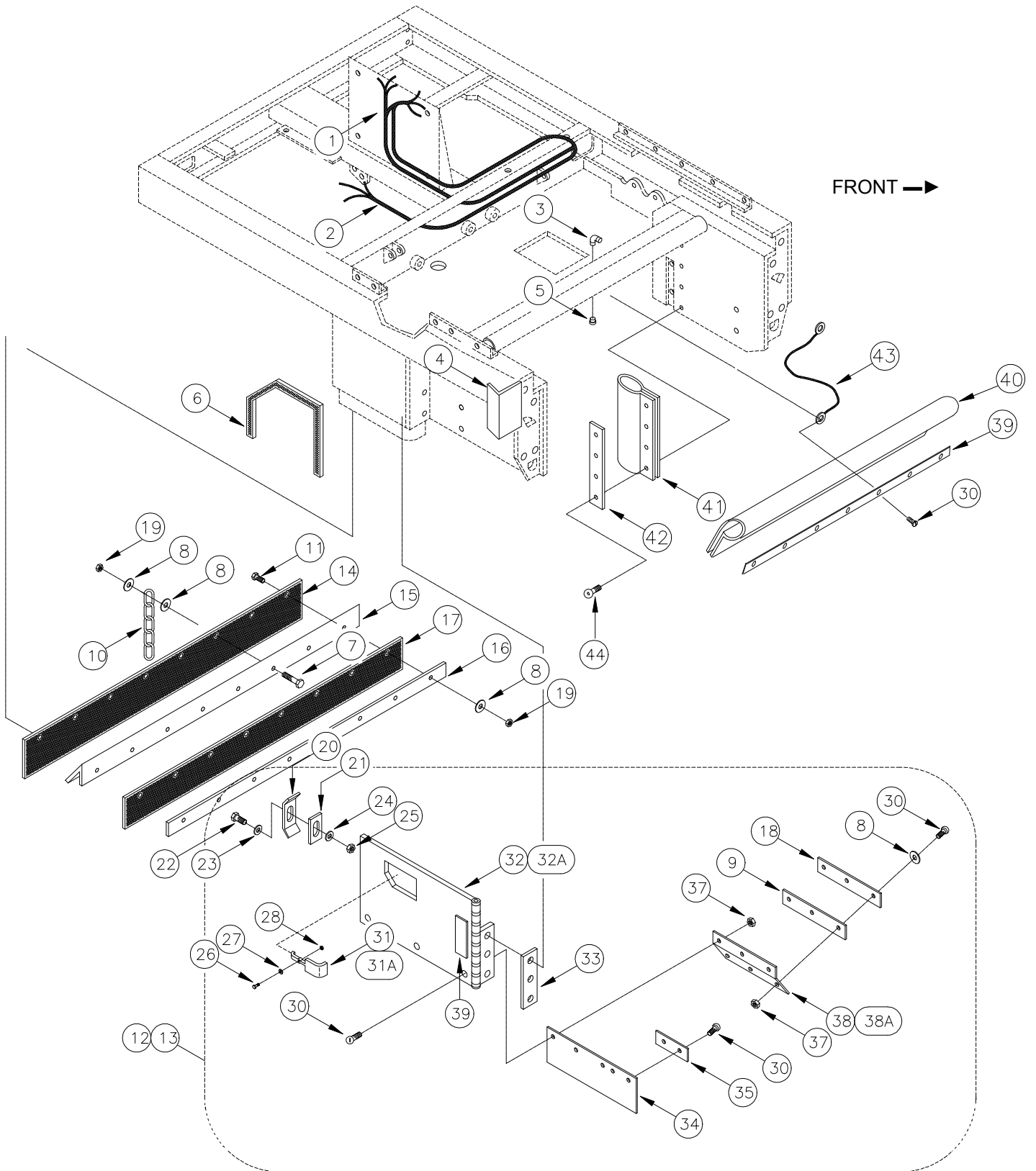
END OF THIS SECTION





ITEM	PART NO.	DESCRIPTION	QTY
1	3306803	LEVER, HANDBRAKE MACHINED	1
2	3303553	SHIM, FRAME HANDBRAKE PLTD	3
3	3400102	WASHER, LOCK 5/16 SPLIT ZP	6
4	3400070	NUT, HEX 5/16-18 ZP	6
5	3303545	BAR, CONTROL, HANDBRAKE PNTD	2
6	3400125	PIN, COTTER 3/8 RUE-RING	4
7	3303628	ASSEMBLY, PIVOT PLT HANDBRAKE PNTD (Not Shown)	1
8	3300367	PULLEY-BRAKE	3
9	3303559	WELDMENT, ARM PIVOT HANDBRAKE PNTD	1
10	3400184	PIN, CLEVIS 5/16 x 1-1/8 ZP	2
11	3306463	WELDMENT, HANDBRAKE MOUNT	1
12	3400347	PIN, CLEVIS 3/8 x 2-5/8 Z	1
13	3400087	WASHER, FLAT 3/8 STANDARD ZP	2
14	3400118	PIN, CLEVIS 5/16 x 7/8 ZP	2
15	3318422	SHIM-HAND BRAKE SW/72	2
16	3300209	RETAINER-CABLE PLTD	2
17	3300414	BUSHING-PLASTIC MN BRM	2
18	3400185	PIN-CLEVIS 5/16 x 1-1/4 ZP	1
19	3400088	WASHER-FLAT 5/16 STANDARD ZP	1
20	3303552	SLEEVE-HANDBRAKE PLTD	1
21	3300035	SPACER-BRAKE PULLEY PLTD	2

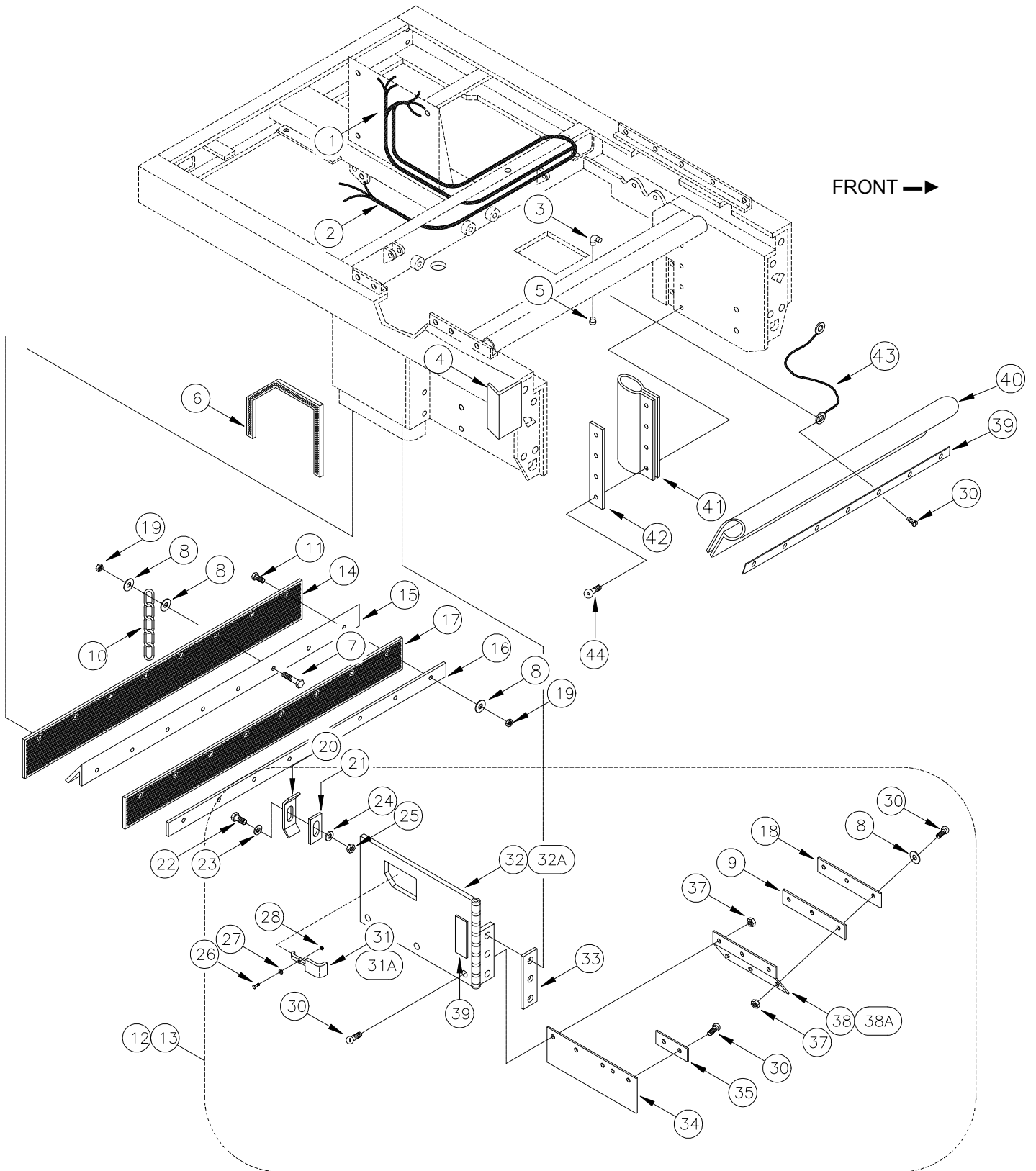
END OF THIS SECTION



ITEM	PART NO.		DESCRIPTION	QTY
	T82 Series	T90 Series		
1	3303308		HARNESS-ELEC SCRUBHD LT	1
2	3302677		HARNESS-HYD SQ LIFT	1
3	3400190		FTG-90 EL 1/2 TUBE TO 3/8 MPT	1
4	3305515		GUARD-FRAME PNTD *C82 & C90 ONLY*	1
5	3400194		FTG-PIPE PLUG 3/8 MPT HEX	1
6	3318739		WEATHERSTRIPPING-RUBBER SPONGE	6 ft.
7	3400227		SCR-HEX,1/4-20X1.25 ZP	1
8	3400089		WASHER-FLAT 1/4 STANDARD ZP	18
9	3306377		FLAP-INNER BROOM DOOR WB	1 per door
10	3307658		CHAIN-GROUNDING ARMA	1
11	3400041		SCR-HEX,1/4-20X0.88 ZP	14
12	3306209		ASSY-BRM DOOR RT WB SUB MS/FS	1
13	3306208		ASSY-BRM DOOR LT WB SUB MS/FS	1
14	3305785	3305787	SKIRT-OUTER MB WB	1
15	3305791	3305802	ANGLE-FLAP OUTER WB	1
16	3305792	3305801	STRAP-SKIRT INNER WB	1
17	3305786	3305788	SKIRT-INNER MB WB	1
18	3306380		STRAP-FLAP INNER BRM DOOR PLTD	1 per door
19	3400081		NUT-HEX 1/4-20 ES ZP	25
20	3305866		RET-BRM DOOR LATCH SEAL WB PLT	1 per side
21	3305869		SEAL-BROOM DOOR LATCH WB	1 per side
22	3400315		SCR-HEX,#10-32X0.50 ZP	2 per side
23	3400104		WASHER-LOCK #10 SPLIT ZP	2 per side
24	3400096		WASHER-FLAT #8 ZP	1
25	3400072		NUT-HEX #10-32 ZP	2
26	3400417		SCR-3/8-24X1-3/8UNF TRUSS PHIL	1
27	3400087		WASHER-FLAT 3/8 STANDARD ZP	5
28	3400075		NUT-HEX JAM 3/8-24 ZP	1
30	3400059		SCR-THM 1/4-20 X .75 SS	10
31	3305864		HANDLE-BRM DOOR WB RIGHT PNTD	1
31A	3305865		HANDLE-BRM DOOR WB LEFT PNTD	1
32	3305854		WELD-DOOR MAIN BRM WB RT PNTD	1
32A	3305855		WELD-DOOR MAIN BRM WB LT PNTD	1
33	3300888		SPACER-BROOM DOOR PNTD	1 per side

CONTINUED ON NEXT PAGE

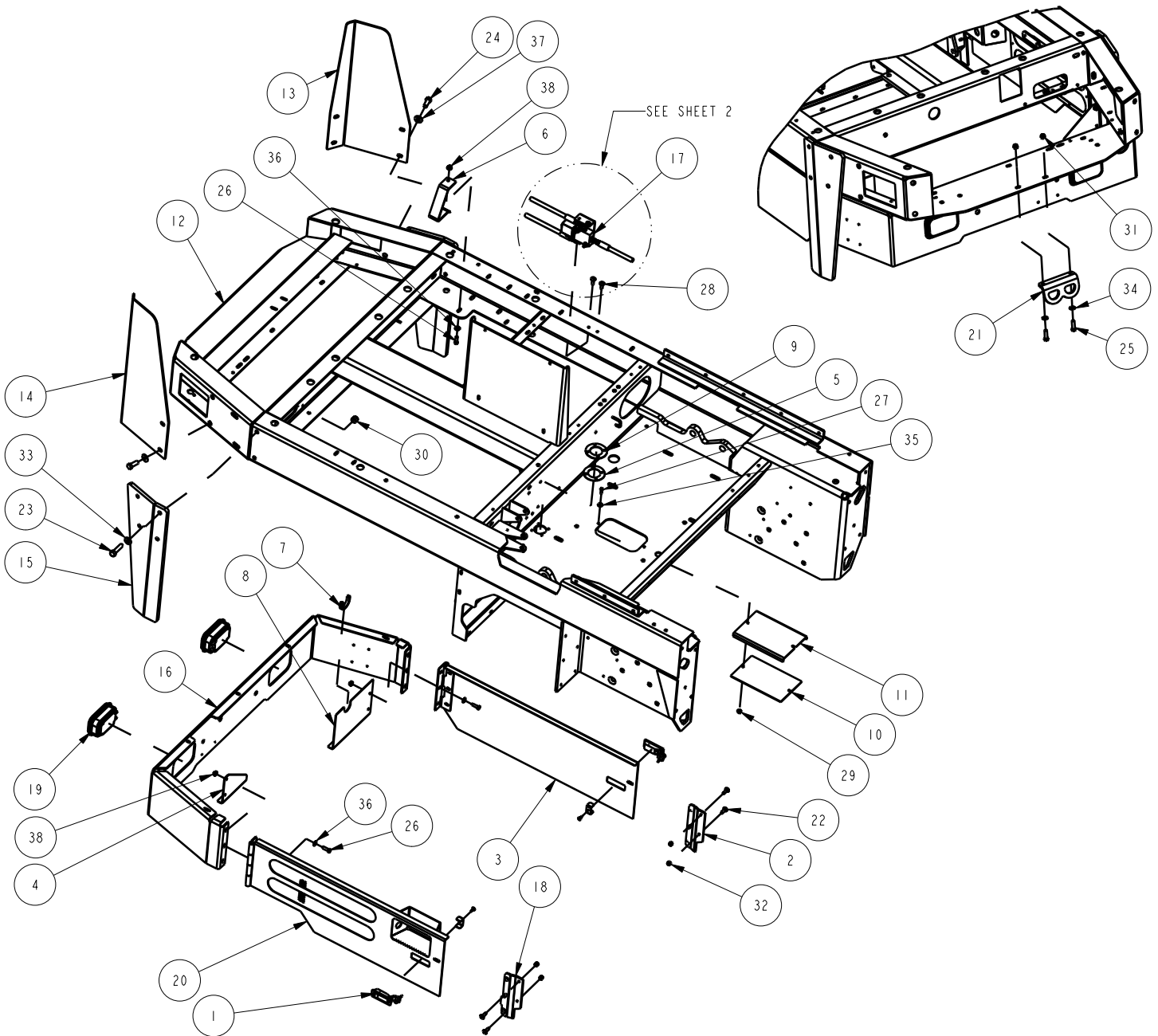
\* Note\* In T90 Column Where No Part Number Appears The Part Number Is The Same As T82



ITEM	PART NO.		DESCRIPTION	QTY
	T82 Series	T90 Series		
34	3305870		FLAP-BROOM DOOR WB	1
35	3305868		STRAP-BRM DOOR FLAP WB SHT PLT	1
37	3400063		NUT-FLANGE LOCK 1/4-20 ZP	5
38	3306378		MNT RH-FLAP INR BRM DOOR PNTD	1
38A	3306379		MNT LH-FLAP INR BRM DOOR PNTD	1
39	3300206	3300949	STRAP HOPPER FRAME	1
40	3300180	3300190	SEAL-HOPPER FRAME	1
41	3300397		SEAL-HOPPER SIDE	2
42	3300150		RETAINER-SEAL SIDE PNTD	2
43	3301362		ASSY-WIRE ENGINE GROUND	1
44	3400259		SCR-FLT,5/16-18X.50,SOC ZP	8

END OF THIS SECTION

\* Note\* In T90 Column Where No Part Number Appears The Part Number Is The Same As T82

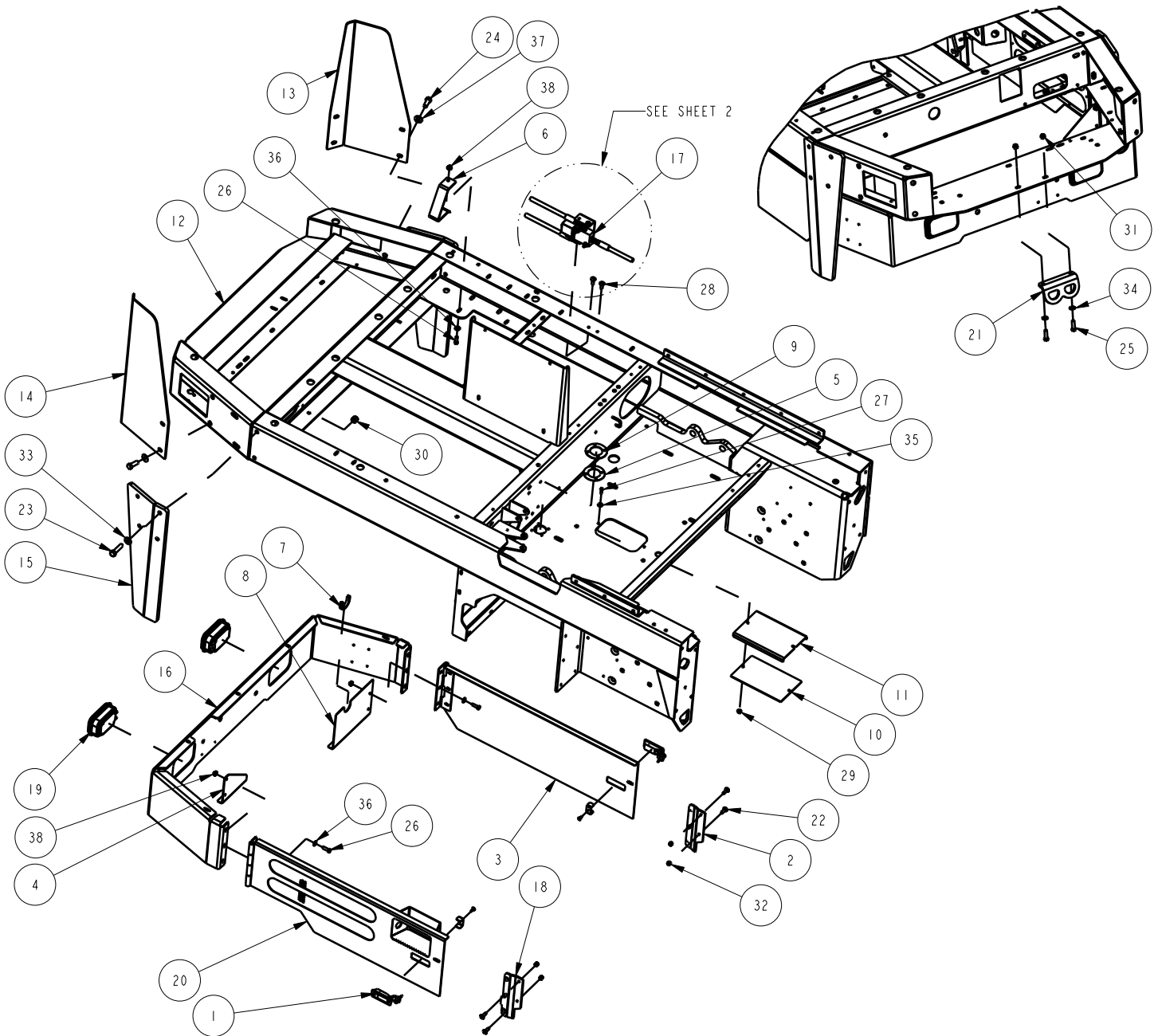




ITEM	PART NO.		DESCRIPTION	QTY
	T82 Series	T90 Series		
1	3300380		LATCH ASSY-#C2-10-301-50	2
2	3300935		WELD-RET SC DOOR LH	1
3	3301225		WELD-SCRUB DOOR LH	1
4	3301290		SQUEEGEE STOP-RH	1
5	3301386		SEAL-MB LIFT ROD	1
6	3301413		SUPPORT-DRAIN HOSE	1
7	3301618		EDGING-SQ STOP LH	FT
8	3305876		SQUEEGEE STOP-LH PNTD WB	1
9	3306246		RETAINER-SEAL MAINBROOM LIFT ROD	1
10	3306247		GASKET-ENGINE PAN CLEAN-OUT	1
11	3306248		COVER-ENG PAN CLEAN-OUT	1
12	3309010	3315863	WELD-BUMPER EXTENSION	1
13	3309017		GUARD LH-SOL/REC TANK	1
14	3309018		GUARD RH-SOL/REC TANK	1
15	3309019		SAFETY LEG-PLASTIC TANK RH	1
15A	3309021		SAFETY LEG-PLASTIC TANK LH	1
16	3309037	3305825	WELD-SQUEEGEE GUARD	1
*	3310025	3316663	SUB ASSEMBLY INCLUDES ITEMS 1,3,4,7,8,16,19,20,26,36,38	1
17	3319087		ASSY-SQ SOLENOID SUB (SEE PAGE 22 FOR DETAIL)	1
18	3321406		WELD-RET SCRUB DOOR RH	1
19	3334625		LIGHT-COMBO INCANDESCENT 12 VOLT	2
20	3343729		WELD-SCRUB DOOR, RH,	1
21	3343740		TIE DOWN-UNIVERSAL, REAR	1

CONTINUED ON NEXT PAGE

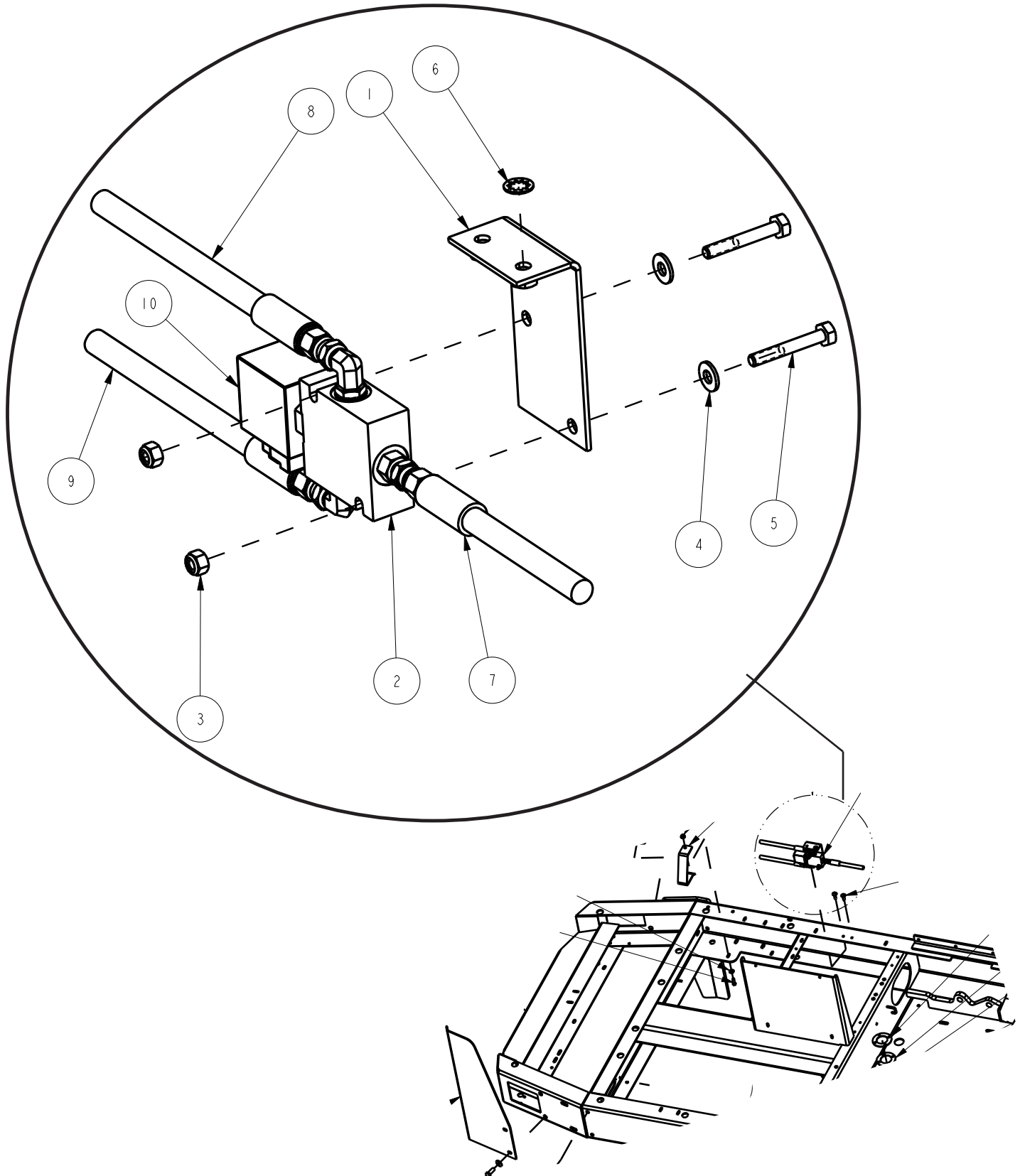
\* Note\* In T90 Column Where No Part Number Appears The Part Number Is The Same As T82



ITEM	PART NO.		DESCRIPTION	QTY
	T82 Series	T90 Series		
22	3400009		SCR-CAR,5/16-18X1.00 ZP	4
23	3400020		SCR-HEX,1/2-13X2.00 ZP	4
24	3400022		SCR-HEX,1/2-13X1.25 ZP	4
25	3400029		SCR-HEX, 3/8-16x1.25 ZP	2
26	3400035		SCR-HEX,5/16-18X1.00 ZP	1
27	3400042		SCR-HEX,1/4-20X0.75 ZP	2
28	3400056		SCR-TRS,5/16-18X1.00,SLT ZP	2
29	3400063		NUT-FLANGE LOCK 1/4-20 ZP	2
30	3400078		NUT-HEX 1/2-13 ES ZP	8
31	3400079		NUT-HEX 3/8-16 ES ZP	2
32	3400080		NUT-HEX 5/16-18 ES ZP	4
33	3400086		WASHER-FLAT 1/2 STANDARD ZP	8
34	3400087		WASHER-FLAT 3/8 STANDARD ZP	2
35	3400383		WASHER-CONICAL SPRING 1/4	2
36	3400384		WASHER-CONICAL SPRING 5/16	1
37	3400387		WASHER-CONICAL SPRING 1/2	8
38	3400390		NUT-FLANGE LOCK 5/16-18	1
*	3334901		POWERBOSS DECAL IN CENTER OF EXTENTION BUMPER	1

END OF THIS SECTION

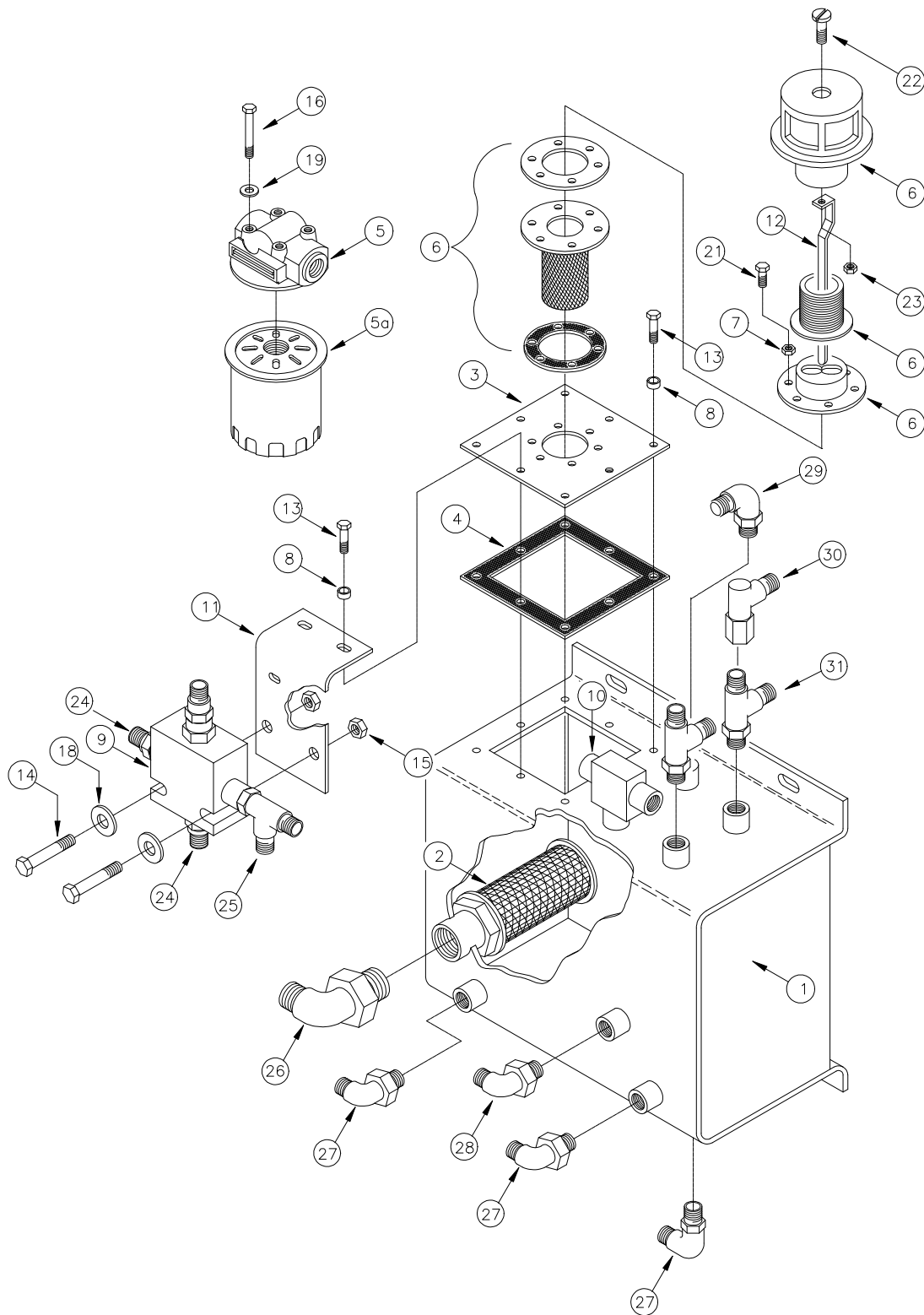
\* Note\* In T90 Column Where No Part Number Appears The Part Number Is The Same As T82



ITEM	PART NO.		DESCRIPTION	QTY
	T82 Series	T90 Series		
1	3303124		ASSY-BRKT HYD SQ SOLENOID PNTD	1
2	3302091		VALVE -WATERMAN	1
3	3400081		NUT-HEX 1/4-20 ES ZP	2
4	3400089		WASHER-FLAT 1/4 STANDARD ZP	2
5	3400173		SCR-HEX,1/4-20X1.75 ZP	2
6	3400273		WASHER-STAR 5/16 ZP INT TEETH	1
7	3300640		HOSE-1/4 AR 25.50 ST#4 ST#4	1
8	3300638		HOSE-1/4 AR 72.50 ST#5 ST#4	1
9	3300639		HOSE-1/4 AR 76.50 ST#5 ST#4	1
10	3304501		COIL-WATERMAN VALVE (3302091)	1

END OF THIS SECTION

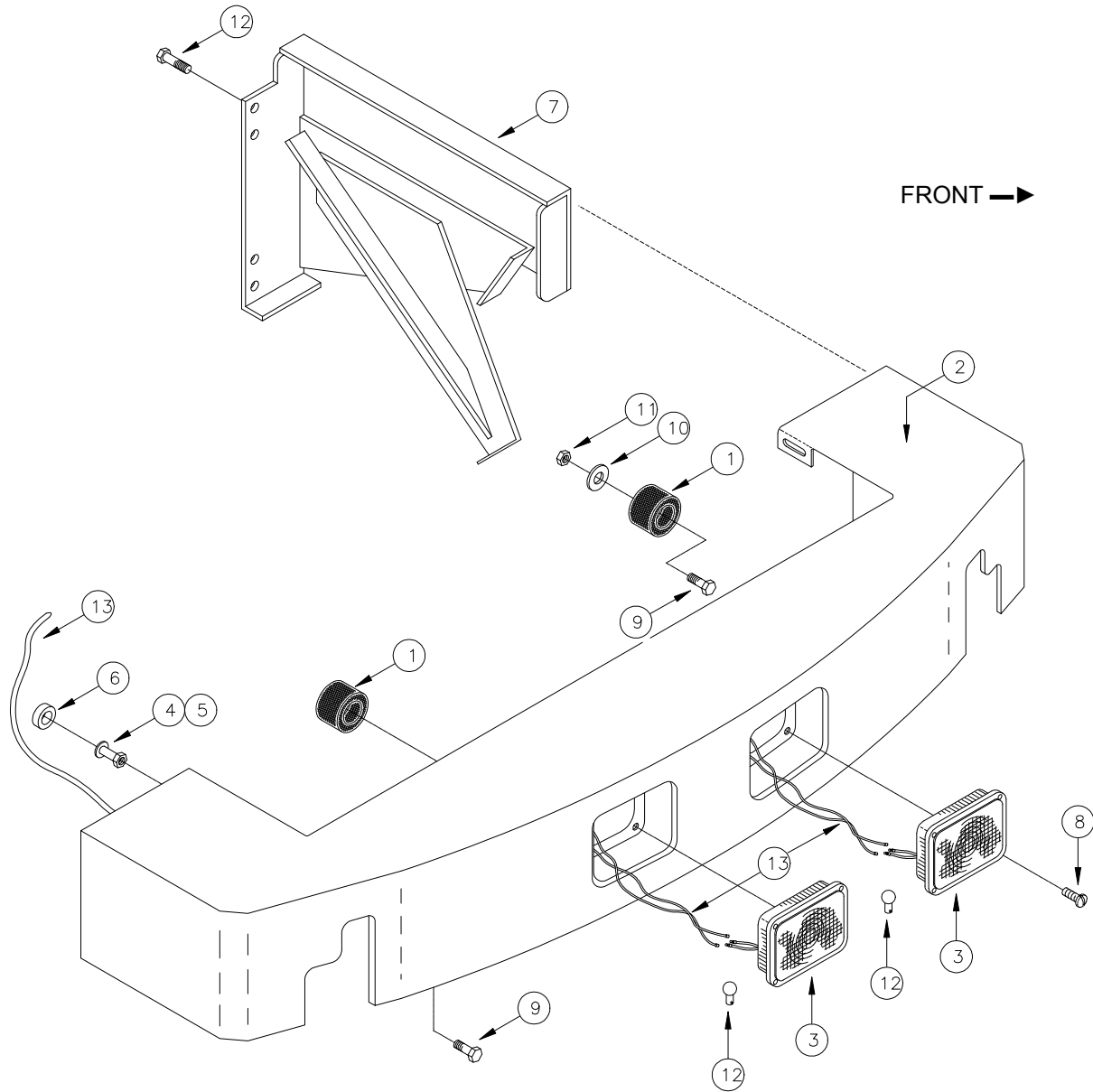
\* Note\* In T90 Column Where No Part Number Appears The Part Number Is The Same As T82





ITEM	PART NO.		DESCRIPTION	QTY
	T82 Series	T90 Series		
1	3304831		RESERVOIR ASSEMBLY, HYDRAULIC	1
2	3300360		STRAINER, HYDRAULIC RESERVOIR	1
3	3302372	3317651	COVER-RESERVOIR PNTD	1
4	3302995		GASKET-HYD RESEVOIR	1
5	3300358		FILTER ASSEMBLY, HYDRAULIC (Includes Filter)	1
5a	3300359		FILTER, HYDRAULIC	1
6	3305576		FILTER / BREATHER ASSEMBLY	1
7	3302249		SPACER, NYLON	8
8	3302248		SPACER, NYLON	8
9	3306869		VALVE-PRIORITY FLOW PWR STEER	1
10	3306870		VALVE-RELIEF POWER STEERING	1
11	3306930		MNT-FLOW DIV VLV PWR STG PNTD	1
12	3312273		DIPSTICK-HYD SW/62 DSL	1
13	3400040		SCR-HEX,1/4-20X1.00 ZP	8
14	3400173		SCR-HEX,1/4-20X1.75 ZP	2
15	3400063		NUT-FLANGE LOCK 1/4-20 ZP	2
16	3400339		SCR-HEX,3/8-16X2.25 SS	2
17	3400356		FTG-PIPE PLUG 3/4 NPT SQ HEAD	1
18	3400383		WASHER-CONICAL SPRING 1/4	2
19	3400385		WASHER-CONICAL SPRING 3/8	2
20	3400392		NUT-FLANGE LOCK 3/8-16	2
21	3400044		SCR-HEX,#10-32X0.75 ZP	6
22	3400045		SCR-PAN,#8-32X0.62,SLT ZP	1
23	3400082		NUT-HEX #8-32 ES ZP	1
24	3304899		FTG-ADAP 3/4-16 TO 1/2 OD TUBE	2
25	3400163		FTG-TEE OFFSET 3/4-16 TO #8	1
26	3400156		FTG-90 1 5/16-12 TO #16	1
27	3400154		FTG-90 3/4-16 TO #8	3
28	3400153		FTG-90 9/16-18 TO #6	1
29	3306868		FTG-RED 90' 3/4 MPT TO #8	1
30	3400246		FTG-SWIVEL 90 ELL #5JIC 5/16	2
31	3400162		FTG-TEE OFFSET 1/2-20 TO #5	2
*	3305847	3317669	SUB ASSEMBLY	1

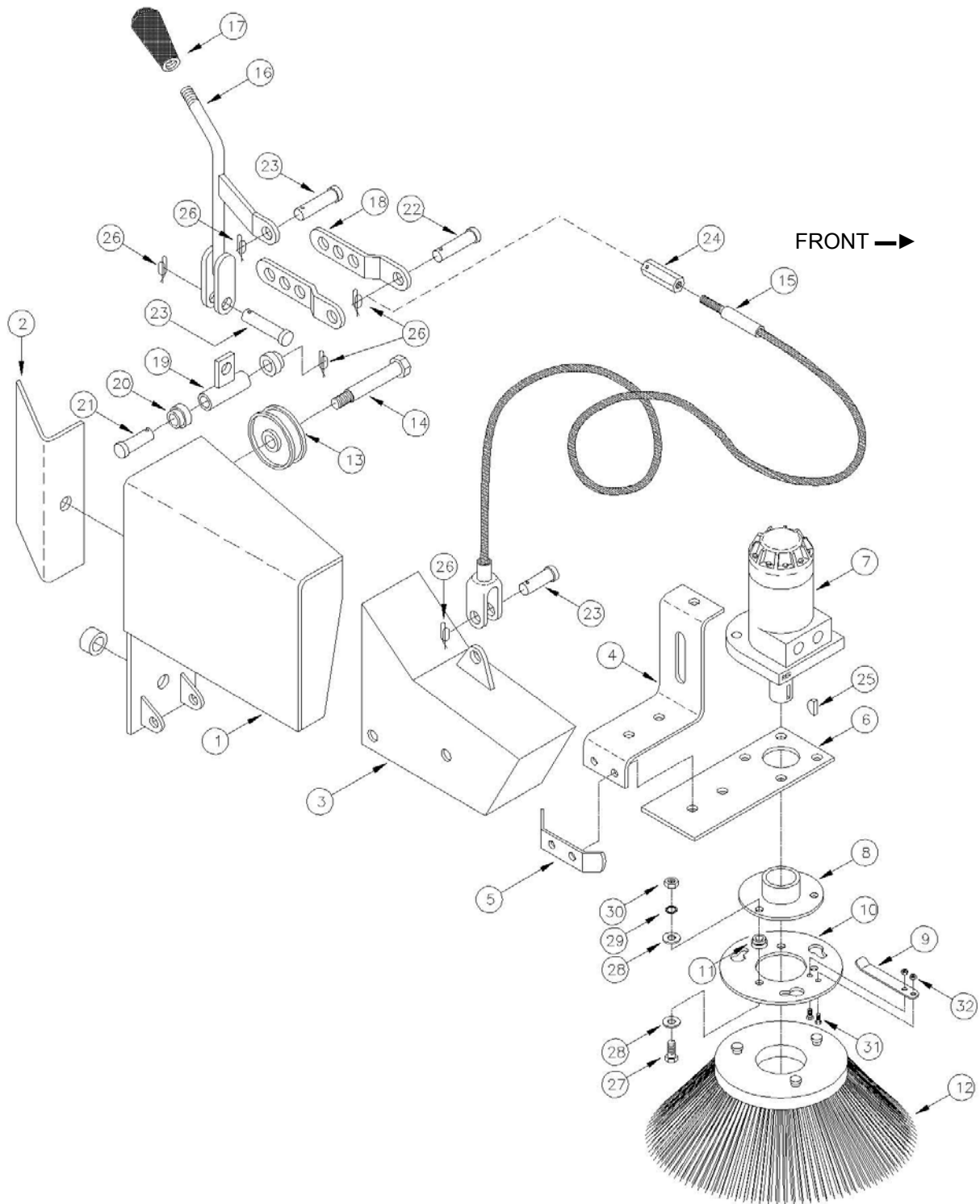
END OF THIS SECTION



ITEM	PART NO.		DESCRIPTION	QTY
	T82 Series	T90 Series		
1	3300338		BUMPER, RUBBER	2
2	3301038	3301042	WELD-BUMPER FRONT HD PNTD	1
3	3315839		HEADLIGHT-FLUSH MOUNT HALOGEN	2
4	3400355		SCR-LEVEL BOLT 3/8-16 X 2.50ZP	4
5	3400390		NUT-FLANGE LOCK 5/16-18	4
6	3304624		BUMPER-RUBBER CAP	4
7	3301687		WELD-SAFETY LEG HD PNTD	1
8	3400044		SCR-HEX,#10-32X0.75 ZP	8
9	3400030		SCR-HEX,3/8-16X1.00 ZP	1
10	3400278		WASHER-FENDER 3/8	2
11	3400392		NUT-FLANGE LOCK 3/8-16	1
12	3315869		BULB-HALOGEN REPLACEMENT	1 per light
13	3315331		HARNES-HEADLIGHTS HI-DUMP	1

END OF THIS SECTION

\* Note\* In T90 Column Where No Part Number Appears The Part Number Is The Same As T82

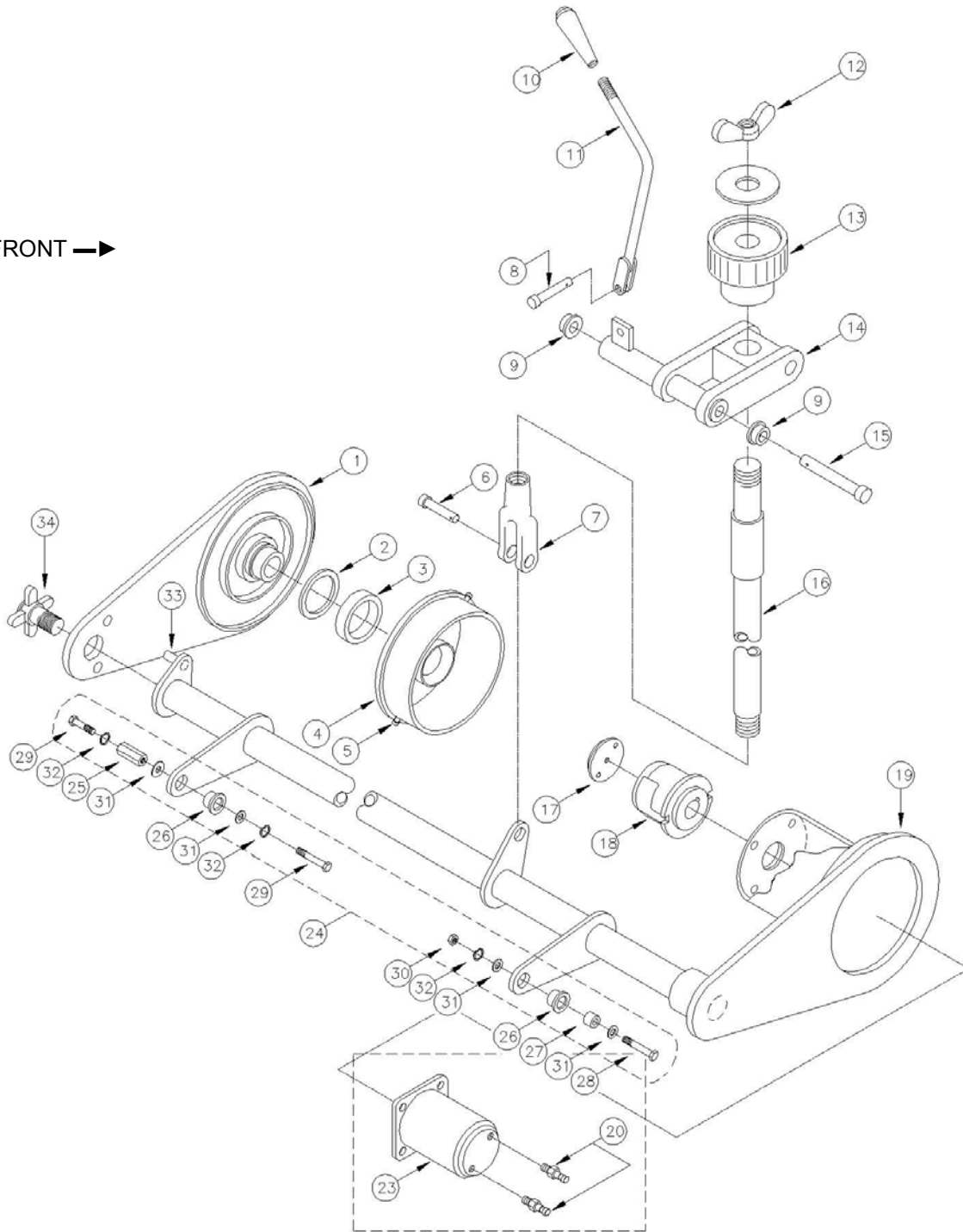


ITEM	PART NO.		DESCRIPTION	QTY
	T82 Series	T90 Series		
1	3301676		WELD-BRACKET-CB MTG HIGH DUMP (TSS)	1
1	3300985		WELD-BRACKET CB MTG PNTD LOW DUMP	1
2	3300959		GUARD-FRAME PNTD	1
3	3300929		WELD-ARM CURB BROOM PNTD	1
4	3300054		BRACKET-CURB BROOM PNTD	1
5	3304953		WELD-CURB BRM GUARD PNTD	1
6	3300956		WELD- C.B. MOUNTING PLT ASSY	1
7	3316897		MOTOR-HYD CURB BRM(EXCEPT	1
8	3300875		WELD-DR HUB SC BR PNTD	1
9	3302058		RETAINER BRUSH	1
10	3301262		PLATE-GIMBAL SC HD PLTD	1
11	3300465		MOUNT-ISOLATION	3
12	3300306		SIDE BRUSH-24" POLY (Standard) (See Broom Guide On Page 130)	1
12	3300308		SIDE BRUSH-24" NYLON (Optional)	1
13	3300368		PULLEY-PLASTIC	2
14	3400051		SCR-HSS 5/16 DIA X .50 ZP	1
15	3300342		CABLE-CURB BROOM	1
16	3300682		WELD-LEVER CURB BROOM PLTD	1
17	3300558		KNOB-TAPERED #145 BLACK	1
18	3300203		BAR-CABLE PLTD	2
19	3300036		WELD-PIVOT CURB BROOM PLTD	1
20	3300414		BUSHING-PLASTIC MN BRM	2
21	3400115		PIN-CLEVIS 3/8 X 3.00 ZP	1
22	3400185		PIN-CLEVIS 5/16 X 1-1/4 ZP	1
23	3400118		PIN-CLEVIS 5/16 X 7/8 ZP	2
24	3300202		BAR-CABLE ADJ MACH & PLTD	1
25	3302082		KEY-HYD MOTOR CURB BRM	1
26	3400125		PIN-COTTER 3/8 RUE-RING	5
27	3400030		SCR-HEX,3/8-16X1.00 ZP	3
28	3400278		WASHER-FENDER 3/8	6
29	3400101		WASHER-LOCK 3/8 SPLIT ZP	3
30	3400079		NUT-HEX 3/8-16 ES ZP	3
31	3400042		SCR-HEX,1/4-20X0.75 ZP	2
32	3400081		NUT-HEX 1/4-20 ES ZP	2

END OF THIS SECTION

\* Note\* In T90 Column Where No Part Number Appears The Part Number Is The Same As T82

FRONT →

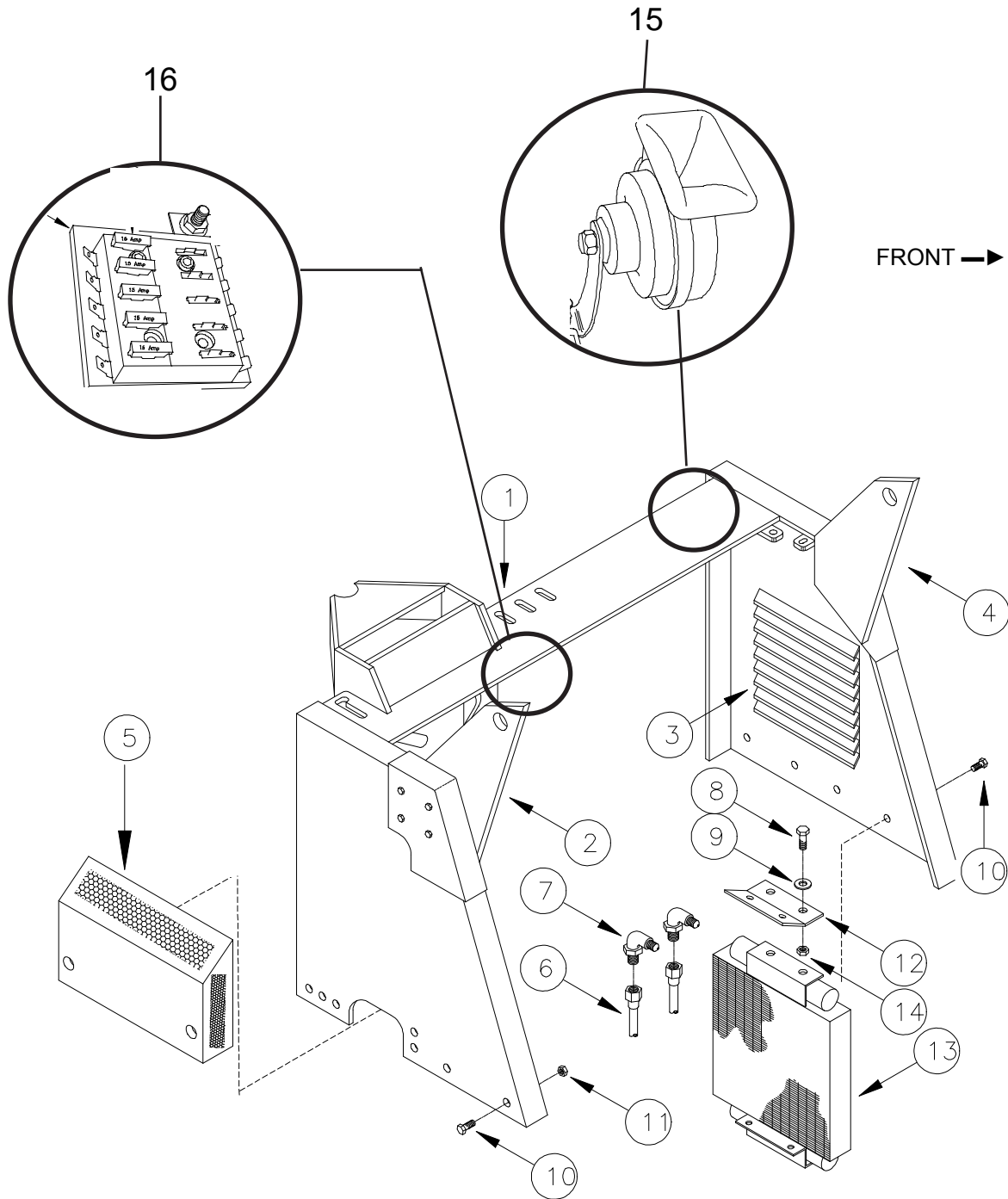




ITEM	PART NO.		DESCRIPTION	QTY
	T82 Series	T90 Series		
1	3335220		WELD-ARM MB IDLER WB PNTD	1
*	3335408		SUB-MB IDLER- Includes items 1-5 plus RING-NILOS, 2.55"OD, not shown	1
*	3335908		RING-NILOS, 2.55"OD, 6207 AV	1
2	3305666		RING-RETAINING MAIN BROOM	1
3	3305667		BEARING-MAIN BROOM	1
4	3305642		HUB-BROOM IDLER PNTD	1
5	3400047		SCR-SOC,5/16-18X0.75 ZP	2
6	3400116		PIN-CLEVIS 3/8 X 1-1/4 ZP	1
7	3301447		CLEVIS-CABLECRAFT AC-218	1
8	3400117		PIN-CLEVIS 3/8 X 1-1/8 ZP	1
9	3300414		BUSHING-PLASTIC MN BRM	2
10	3300558		KNOB-TAPERED #145 BLACK	1
11	3300675		WELD-LEVER MAIN BRM LIFT PLTD	1
12	3400084		NUT-WING 1/2-13 ZP	1
13	3300352		KNOB-MB LIFT ADJ	1
14	3300088		WELD-PIVOT MAIN BROOM PLTD	1
15	3400113		PIN-CLEVIS 3/8 X 5-1/2 ZP	1
16	3302792		ROD-MAIN BROOM LIFT PLTD	1
17	3301285		RETAINER-DR HUB PLTD	1
18	3301050		HUB-MB DRIVE PNTD	1
19	3305784	3305841	WELD-MNT MB WB	1
20	3304899		FTG-ADAP 3/4-16 TO 1/2 OD TUBE	2
23	3316898		MOTOR-HYD M BRM (MS/FS/7X/SWA)	1
24	3301448		ASSY-KIT HDW MAIN BROOM	1
-	-		Assembly Kit Above Contains The Following Items.	-
25	3300064		BLOCK-ADJ MB PLTD	1
26	3300432		BUSHING-FL-52-4	2
27	3301440		SPACER-MAIN BROOM PLTD	1
28	3400019		SCR-HEX,1/2-13X2.50 ZP	1
29	3400023		SCR-HEX,1/2-13X1.00 ZP	2
30	3400065		NUT-HEX 1/2-13 ZP	1
31	3400086		WASHER-FLAT 1/2 STANDARD ZP	4
32	3400098		WASHER-LOCK 1/2 SPLIT ZP	3
33	3300021		PIN-DWL .38 DIA X 1.25	2
34	3400748		KNOB-HAND 1/2-13X1-1/2 DOG PT	1

END OF THIS SECTION

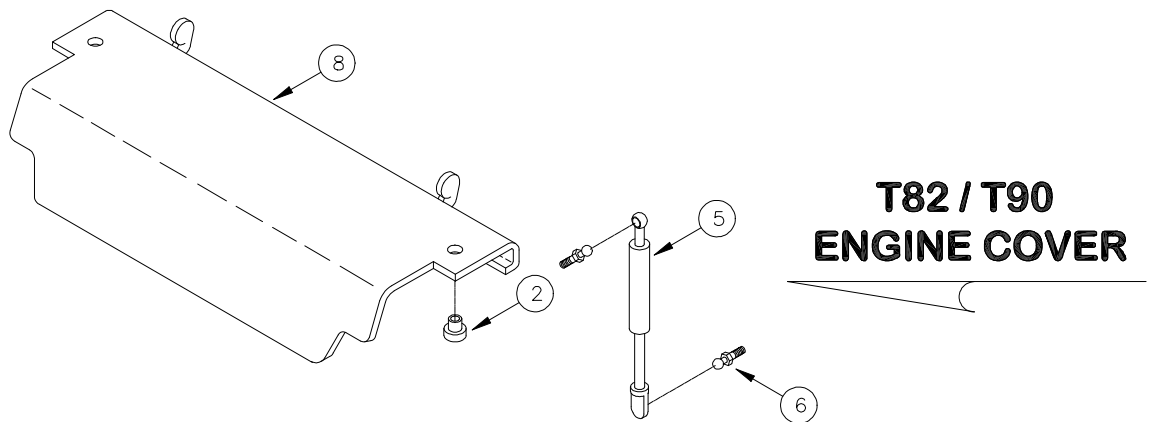
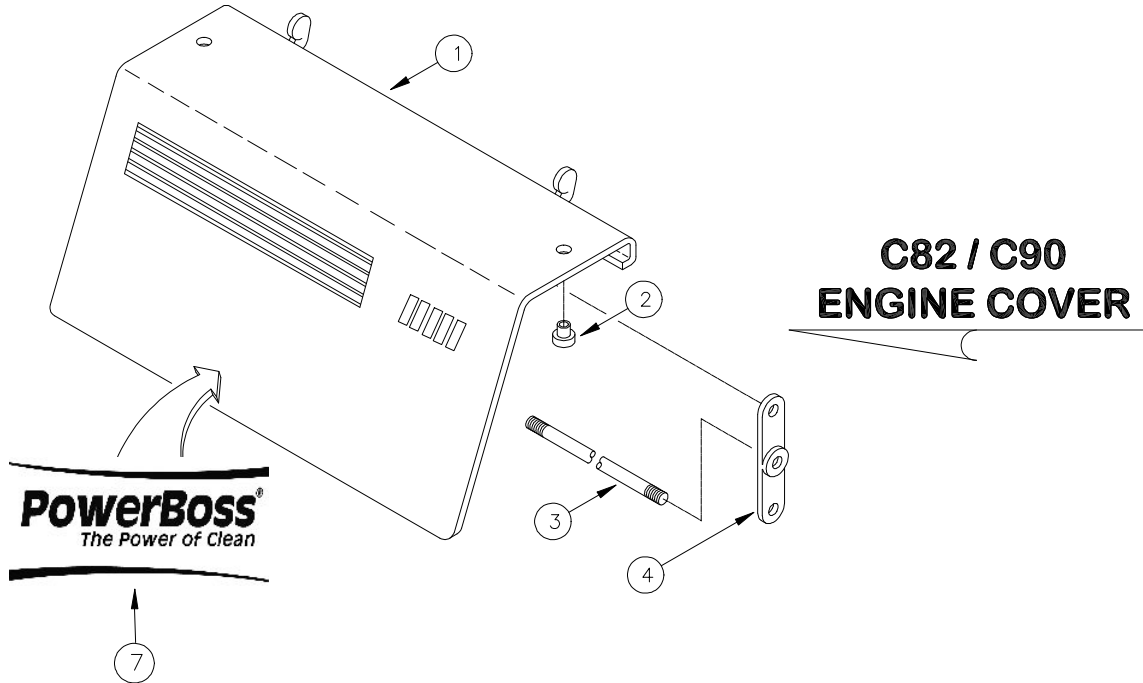
\* Note\* In T90 Column Where No Part Number Appears The Part Number Is The Same As T82



ITEM	PART NO.		DESCRIPTION	QTY
	82 Series	90 Series		
1	3300270	3300269	PTD-LINTEL LD ORANGE	1
2	3330266		WELD-EAR RH LINTEL HD (COMMANDER "T" SERIES ONLY)	1
3	3303150		WELD-RADIATOR GRILLE PNTD	1
4	3330264		WELD-EAR LH LINTEL HD (COMMANDER "T" SERIES ONLY)	1
5	3343736		WELD-PUMP COVER	1
6	3300604		HOSE-5/8 HT 42.00 ST#8 ST#8	2
7	3400154		FTG-90 3/4-16 TO #8	2
8	3400036		SCR-HEX,5/16-18X0.75 ZP	4
9	3400384		WASHER-CONICAL SPRING 5/16	4
10	3400030		SCR-HEX,3/8-16X1.00 ZP	10
11	3400392		NUT-FLANGE LOCK 3/8-16	12
12	3306825		MOUNT-COOL COIL HYD IMP	2
13	3306740		COOLER-OIL HYD IMPELLER	1
14	3400390		NUT-FLANGE LOCK 5/16-18	4
15	3300379		HORN-12V STANDARD AUTOMOTIVE	1
16	3322599		FUSE BLOCK-ATO FUSE	1
Not Shown	3301615		DECAL-LINTEL TOP HD (3-SLOT) T82 / T90	1
Not Shown	3301656		DECAL-LINTEL TOP (1-SLOT) C82 / C90	1
Not Shown	3309036		DECAL- 82	-
Not Shown		3305672	DECAL--90	-
Not Shown	3343883		DECAL-COMMANDER C82	2
Not Shown		3343884	DECAL-COMMANDER C90	2
Not Shown	3343885		DECAL-COMMANDER T82	2
Not Shown		3343886	DECAL-COMMANDER T90	2

END OF THIS SECTION

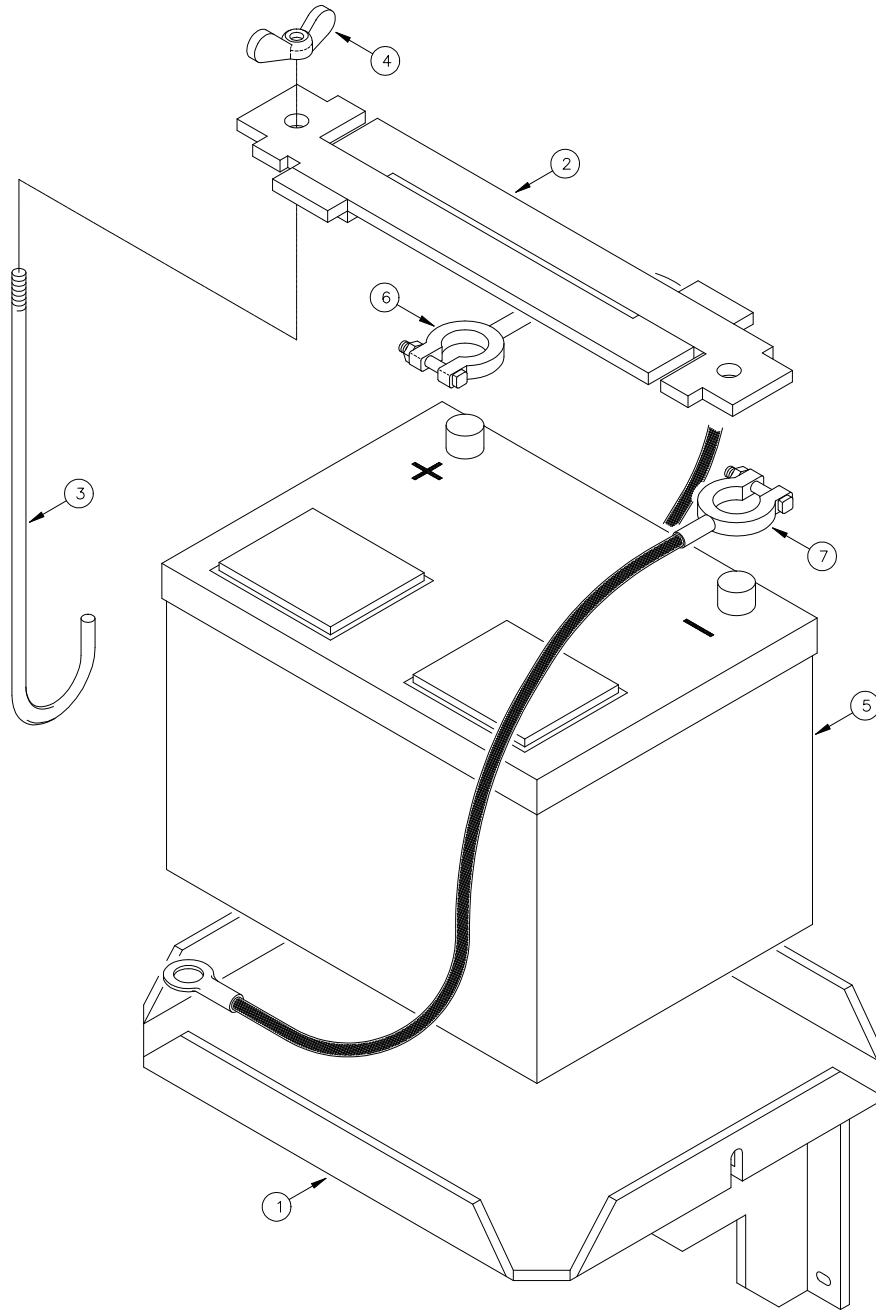
**\* Note\* In T90 Column Where No Part Number Appears The Part Number Is The Same As T82**



ITEM	PART NO.		DESCRIPTION	QTY
	82 Series	90 Series		
1	3301787	3301784	ENGINE COVER (C82 /C90)	1
2	3300526		BUMPER-RUBBER 1/4 ID X 1/8 THK	2
3	3303994	3303993	HANDLE-CSS ENG COVER	1
4	3303992		LATCH ENGINE COVER (C82 / C90)	2
5	3300375		SPRING-GAS 3.94" STROKE, 12.06	2
6	3300376		STUD-BALL, GAS SPRING, 5/16-18	4
7	3334900		DECAL POWERBOSS (C82 / C90)	1
8	3315831	3315836	ENGINE COVER HD (T82 / T90)	1
*	3302455	3302072	INSULATION-ENG COVER (NOT SHOWN)	1
*	3302442		SUPPORT-ENGINE COVER C82 / C90 (NOT SHOWN)	2

END OF THIS SECTION

**\* Note\* In T90 Column Where No Part Number Appears The Part Number Is The Same As T82**

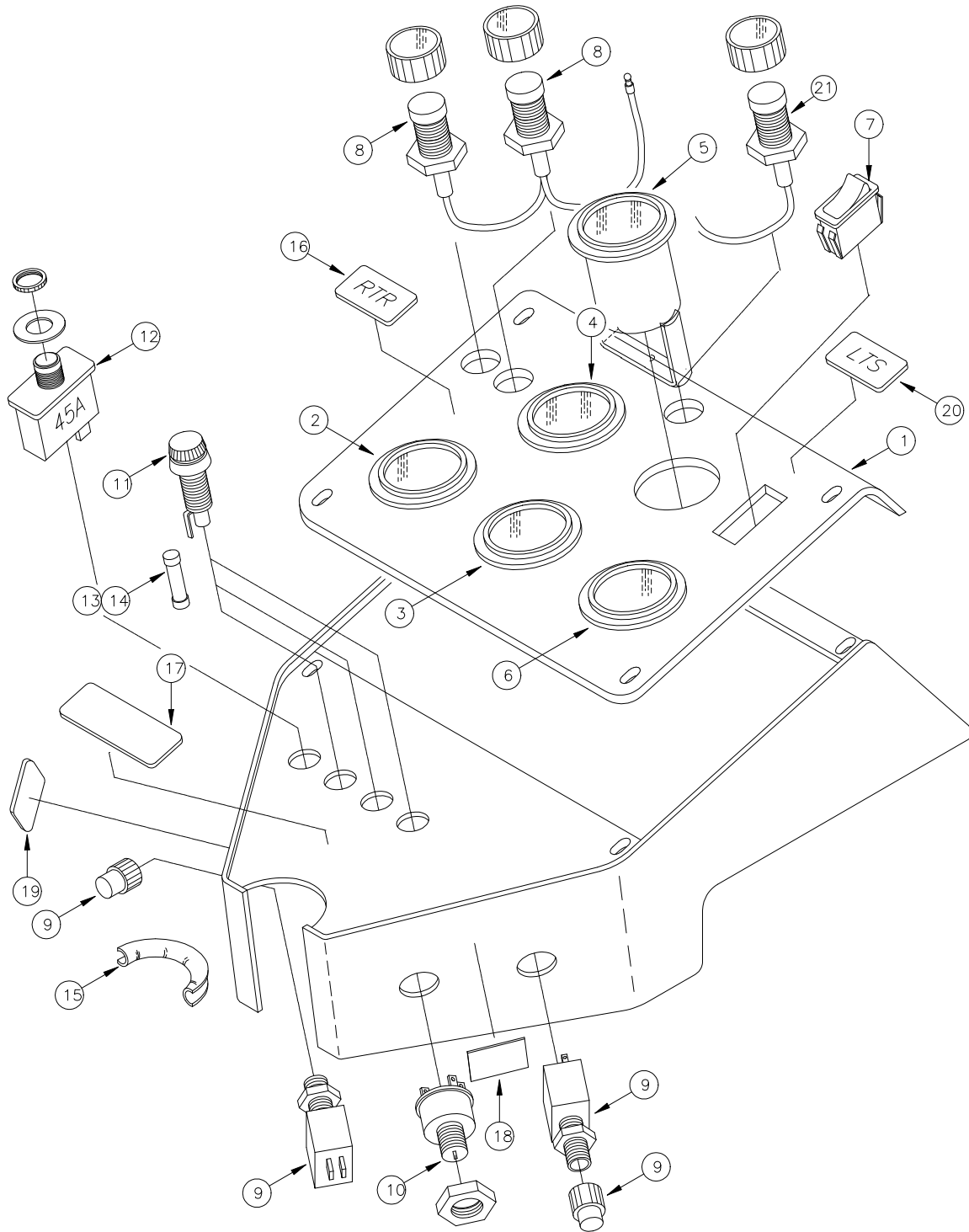


ITEM	PART NO.		DESCRIPTION	QTY
	82 Series	90 Series		
1	3333613		WELD-BATT TRAY	1
2	3301076		HOLD DOWN-BATTERY 2-PIECE	1
3	3301079		ROD-BATTERY TIE-DOWN PLTD	2
4	3400085		NUT-WING 1/4-20 ZP	2
5	3300440		BATTERY-GAS/DIESEL, 12V, 650 C	1
6	3301384		CABLE BATTERY POSITIVE	1
7	3317662		CABLE-BATTERY NEG	1

END OF THIS SECTION

**\* Note\* In T90 Column Where No Part Number Appears The Part Number Is The Same As T82**

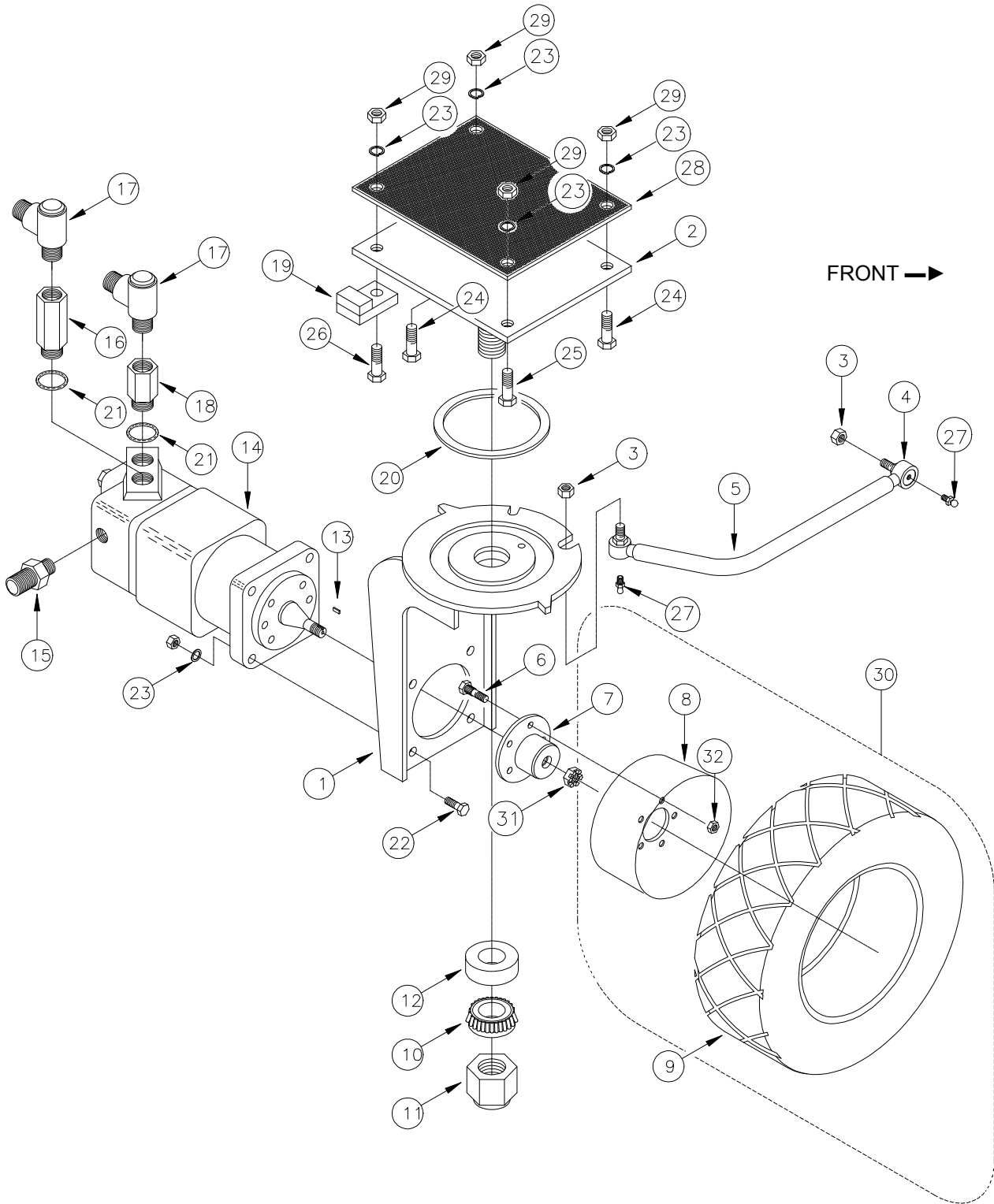




ITEM	PART NO.		DESCRIPTION	QTY
	82 Series	90 Series		
1	3300860		PANEL-INSTRUMENT PNTD	1
2	3309779		GAUGE-VOLTMETER, 2" DIA, 12V	1
3	3300382		GAUGE-FUEL	1
3A	3301822		PLUG-PLASTIC 2.00" DIA, (USED FOR LP UNITS)	1
4	3300383		GAUGE-OIL PRESSURE	1
5	3300384		GAUGE-WATER TEMP	1
6	3300385		GAUGE-HR METER W/HEX NUT 10-24	1
7	3300442		SWITCH-ROCKER LTS/SQUP & DOWN	1
8	3301553		LIGHT-TRASH RELOCATOR	2
9	3300441		SWITCH-MOMENTARY STARTER / HORN	2
10	3316100		SWITCH-IGNITION, 3-POS, W/STARTER LOCKOUT	2
11	3300444		FUSE HOLDER (DIESEL UNITS ONLY)	3
12	3026924		CIRCUIT BREAKER-45AMP (LP / GAS UNITS)	1
13	3322601		FUSE-20 AMP	3
14	3500117		FUSE-30 AMP	1
15	3302522		EDGING-VINYL TRIM 3/16" X 250'	-
16	3302517		DECAL-RTR LIGHTS	2
17	3302522		DECAL-FUSE	1
18	3317947		DECAL-IGN & HORN MS/FS	1
19	3317948		DECAL-GLOW PLUG/FILTER SHAKER	1
20	3302524		DECAL-LIGHT OPTION	1
21	3333635		LIGHT-INDICATOR AMBER, 12V, 5/	1

END OF THIS SECTION

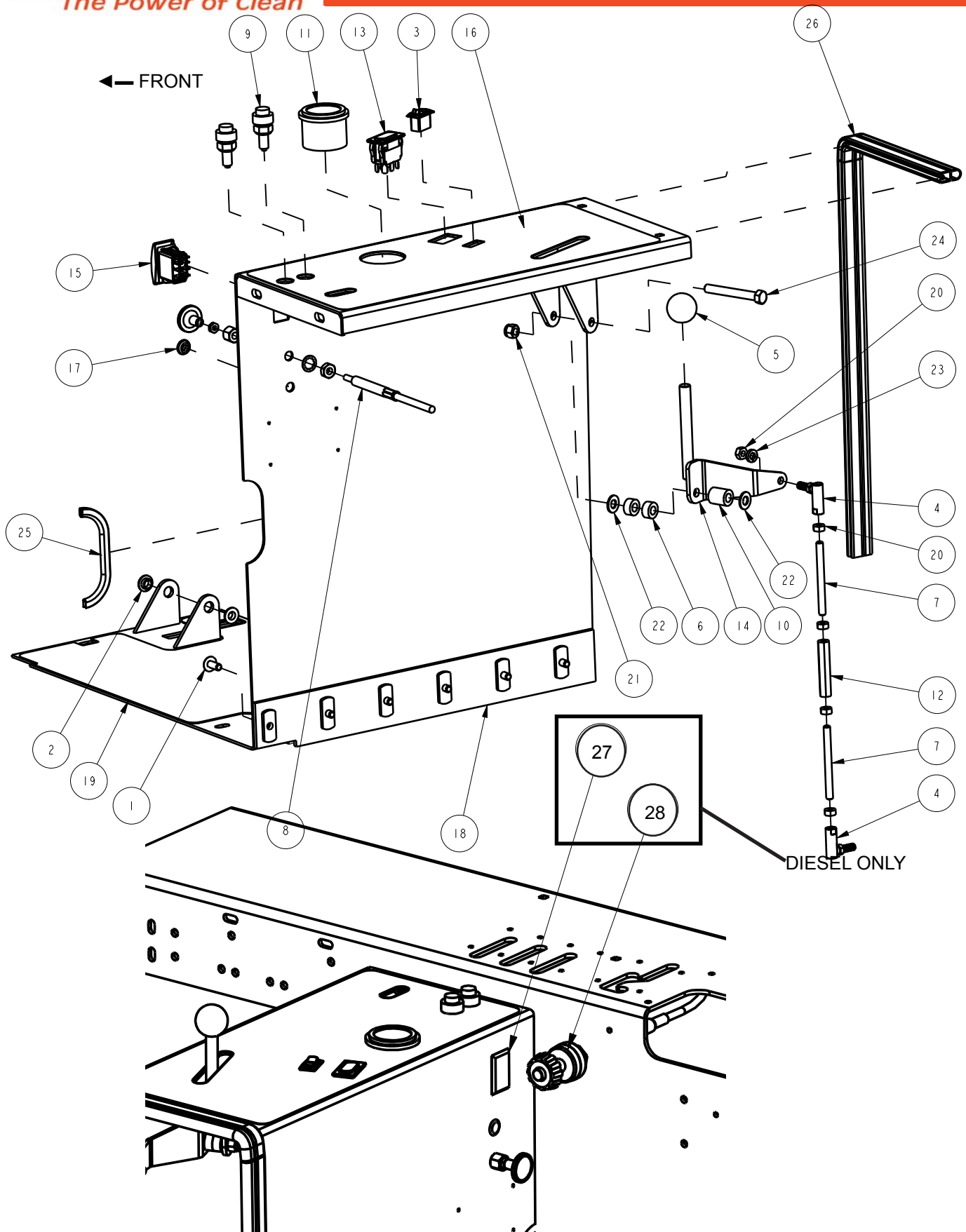
\* Note\* In T90 Column Where No Part Number Appears The Part Number Is The Same As T82



ITEM	PART NO.	DESCRIPTION	QTY
1	3300208	WELD-STEERING FORK PNTD	1
2	3300153	WELD-FORK PIVOT PLT PNTD	1
3	3400188	NUT-HEX JAM 1/2-20 ES	2
4	3300466	BALL JOINT-STEERING	1
5	3303205	WELD-STEERING LINK PNTD	1
6	3316059	STUD-WHEEL HUB REAR	5
7	3316056	HUB-REAR WHEEL FULL PNTD	1
8	3316320	RIM-SCRUBBER PRESS-ON 6"	1
9	3316321	TIRE-SCRUBER PRESS-ON 6"	1
10	3300471	BEARING-TAPERED ROLCONE W/SEAL	1
11	3400083	NUT-HEX JAM 1 1/4-12 ES ZP	1
12	3300470	BEARING-TAPERED ROL CUP	1
13	3302122	KEY-HYD MOTOR 4000 SER. (SP)	1
14	3301533	MOTOR-HYD 4000 SERIES PNTD	1
15	3400212	FTG-ADAPTER 7/16-20 TO # 4	1
16	3301834	FTG-SPECIAL WHEEL MTR	1
17	3400169	FTG-SWIVEL 3/4-16 TO #8	2
18	3400167	FTG-ADAPTER 1 1/6-12 EXT TO	1
19	3302156	WELD-STEERING STOP PNTD	1
20	3300472	BRG-THRUST 5.812 ID X 7.00 OD	1
21	3302251	O-RING .924 ID X .116 W	2
22	3400020	SCR-HEX,1/2-13X2.00 ZP	4
23	3400098	WASHER-LOCK 1/2 SPLIT ZP	4
24	3400019	SCR-HEX,1/2-13X2.50 ZP	2
25	3400020	SCR-HEX,1/2-13X2.00 ZP	4
26	3400019	SCR-HEX,1/2-13X2.50 ZP	2
27	3400012	FTG-GREASE 3/16 ZERK	2
28	3316128	PAD-PRELOAD FULL	1
29	3400078	NUT-HEX 1/2-13 ES ZP	4
30	3316330	ASSY-TIRE&RIM SCRUB 6" PRESSON	1
31	3400224	NUT-HEX SLOTTED 1 1/4-18 (SP)	1
32	3316057	NUT-WHEEL LUG 9/16-18	5

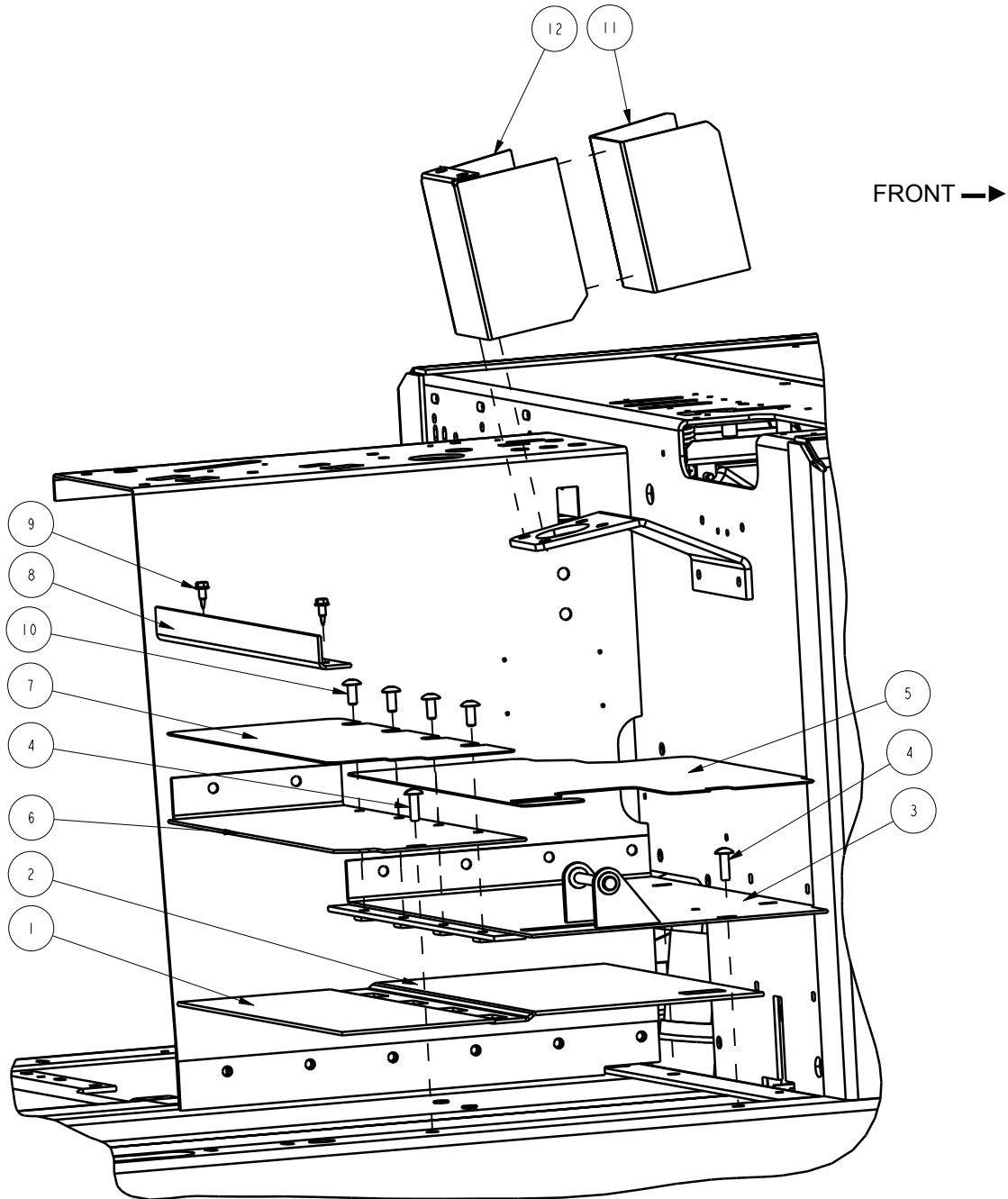
END OF THIS SECTION

**\* Note\* In T90 Column Where No Part Number Appears The Part Number Is The Same As T82**



ITEM	PART NO.	DESCRIPTION	QTY
1	710197	SCR-MC 5/16-18 X .75	6
2	3300414	BUSHING-PLASTIC 3/8IDx1/2OD	2
3	3300442	SWITCH-ROCKER LTS/SQUP & DOWN	1
4	3300460	BALL JOINT-5/16	2
5	3300562	KNOB-BALL 1.375" DIA #95 BLACK	1
6	3301085	SPACER-FRONT BUMPER PLTD	2
7	3301393	ROD-IMPELLER ADJ	2
8	3301427	CABLE-IMPELLER STOP	1
9	3301553	LIGHT-5/8 DIA, RED, 12V	2
10	3302427	SPACER-SSB .87 LG PLTD	1
11	3303258	GAUGE-DOWNPRESSURE SC HEAD	1
12	3303502	STAND/OFF THREADED ADJUST LINK	1
13	3307553	SWITCH-ROCKER ENG. SWING ARMA	1
14	3309054	O/S WELD-LEVER SOL CONTROL	1
15	3315818	SWITCH-ROCKER, CARLING, SPDT,	1
16	3321107	DECAL-PANEL HI-CAP	1
17	3330020	PLUG-HOLE BPF 7/16	1
18	3335933	O/S PTD-CONSOLE ORANGE	1
19	3335984	ASSY-FRONT FLOOR PANEL	1
20	3400069	NUT-HEX 5/16-24 ZP	5
21	3400079	NUT-HEX 3/8-16 ES ZP	1
22	3400087	WASHER-FLAT 3/8 STANDARD ZP	2
23	3400102	WASHER-LOCK 5/16 SPLIT ZP	1
24	3400473	SCR-HEX,3/8-16x3.00 ZP F'THD	1
25	3500118	EDGING-VINYL TRIM 1/8" (Order By The Foot)	FT
26	3500199	SEAL-TRIM (SD-168) STR (Order By The Foot)	FT
27	3323529	PLUG	1
28	3321179	CABLE THROTTLE (Diesel Only)	1

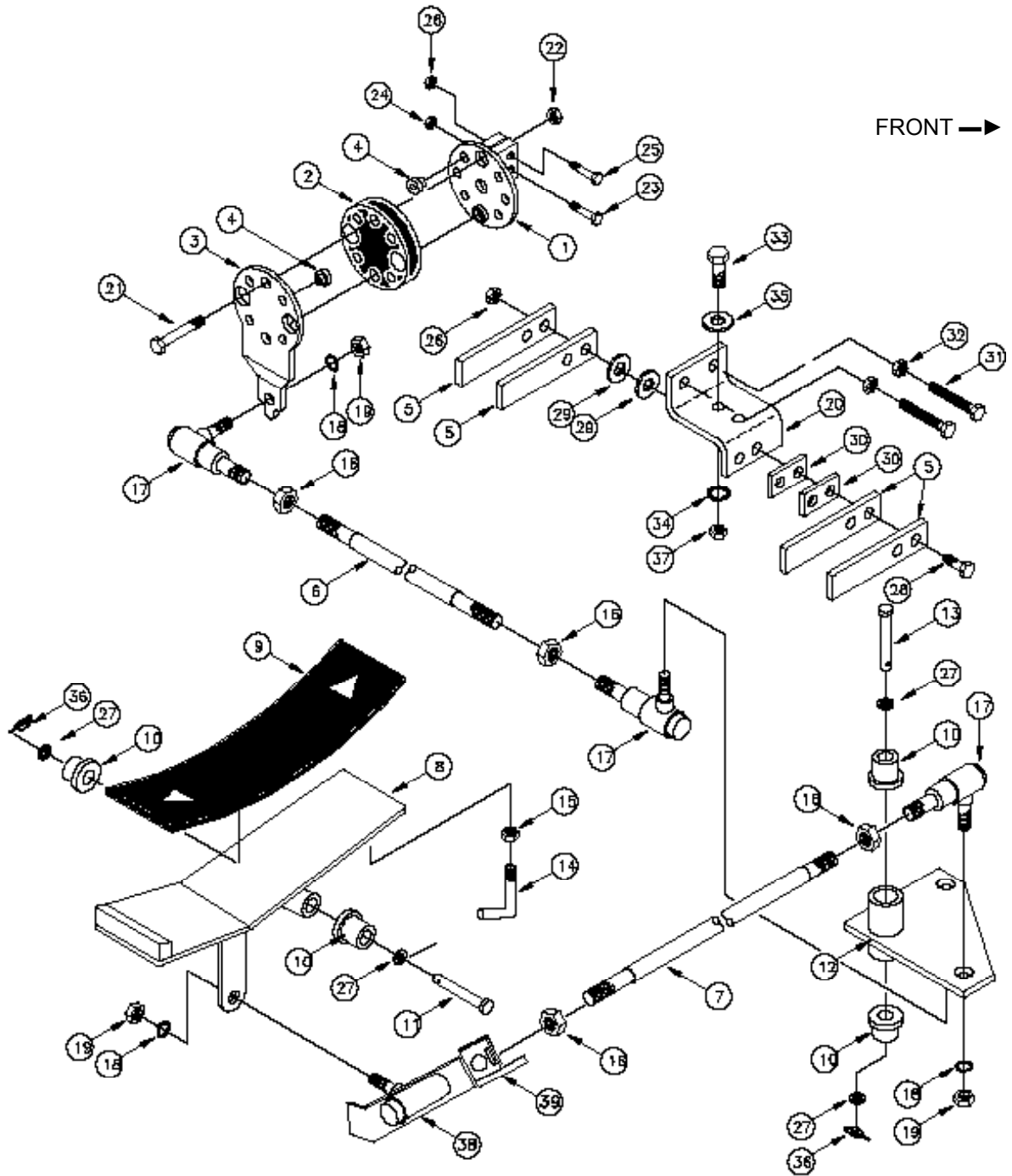
END OF THIS SECTION





ITEM	PART NO.	DESCRIPTION	QTY
1	3335973	SHIELD-HEAT REAR FLOOR PANEL	1
2	3335972	SHIELD-HEAT FRONT FLOOR PANEL	1
3	3335937	WELD-FRONT FLOOR PANEL	1
4	3400056	SCR-TRS,5/16-18X1.00,SLT ZP	4
5	3335941	PAD-FRONT FLOOR PANEL ANTI-SLI	1
6	3335940	PLT-REAR FLOOR PANEL	1
7	3335942	PAD-REAR FLOOR PANEL ANTI-SLIP	1
8	3500624	ANGLE- 1-1/4 X 1-1/4 X 1/8	1
9	3311374	SCR-HEX,1/4-14X3/4 SELF TAP	2
10	710197	SCR-MC 5/16-18 X .75	4
11	3343946	REFLECTOR-HEAT, STRG PUMP COV	1
12	3317654	COVER-PUMP STEERING	1

END OF THIS SECTION

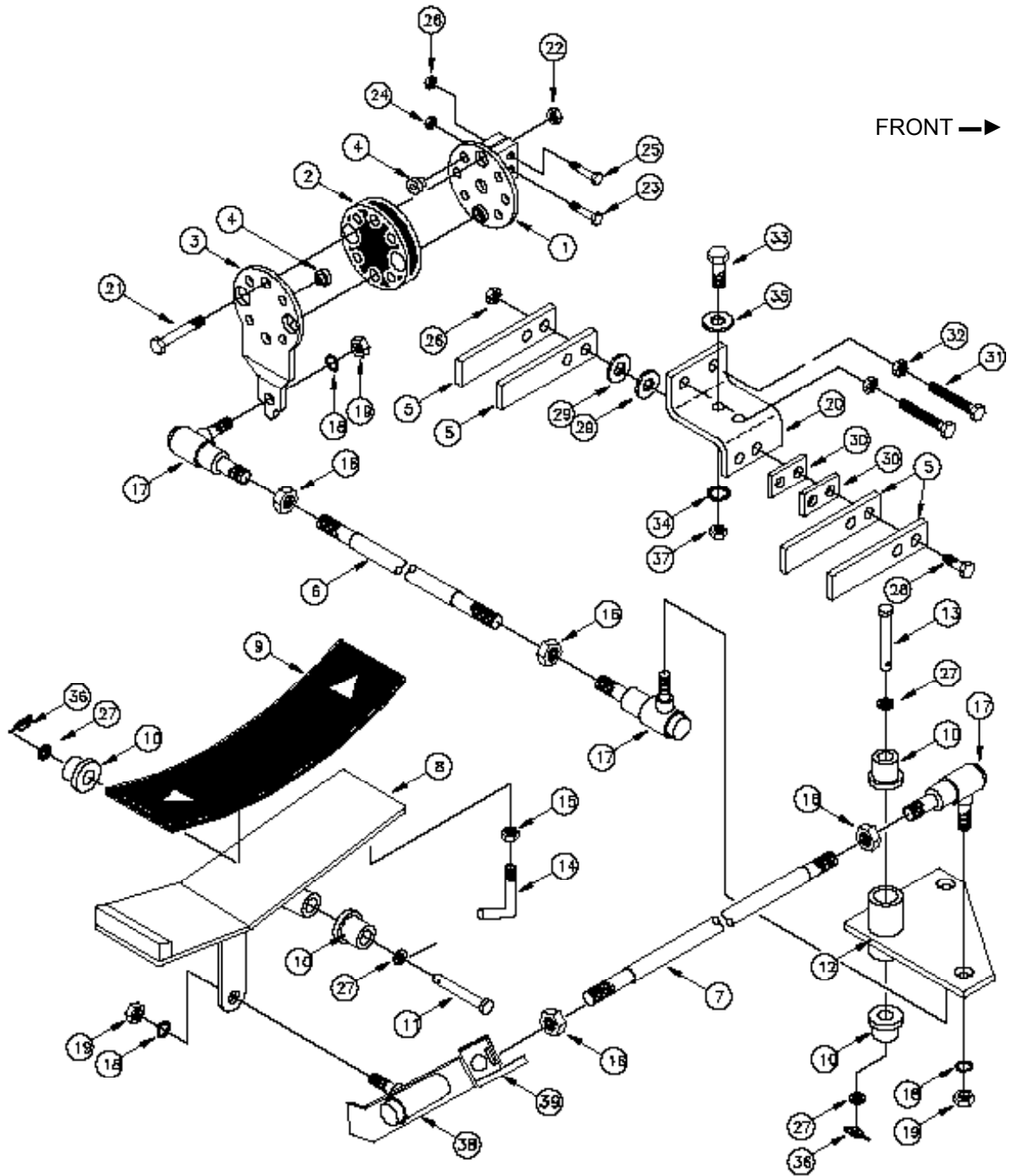


060PT001

ITEM	PART NO.			DESCRIPTION	QTY
	82 LP / GAS	82 Diesel	90 Series		
1	3301544			WELD-DISC FWD/REV PLTD	1
2	3301507			COUPLING-LORD DIR CNTRL	1
3	3301542			ARM-FWD/REV PLTD	1
4	3300526			BUMPER-RUBBER 1/4 ID X 1/8 THK	8
5	3300543			SPRING-RETURN	4
6	3317674	3302357	3317650	ROD-DIRECTIONAL CONTROL	1
7	3300029			ROD-FWD/REV PLTD	1
8	3315789			WELD-PEDAL FWD/REV	1
9	3300544			PAD-FOOT PEDAL	1
10	3300414			BUSHING-PLASTIC MN BRM	4
11	3400115			PIN-CLEVIS 3/8 X 3.00 ZP	1
12	3305312		3300053	WELD-ARM INTERMED	1
13	3400114			PIN-CLEVIS 3/8 X 4.00 ZP	1
14	3303818			BAR-PEDAL HYD SQ SWITCH PLTD	1
15	3400068			NUT-HEX 3/8-16 ZP	1
16	3400075			NUT-HEX JAM 3/8-24 ZP	4
17	3300461			BALL JOINT-3/8-24 W/DUST COV.	4
18	3400101			WASHER-LOCK 3/8 SPLIT ZP	4
19	3400067			NUT-HEX 3/8-24 ZP	4
20	3317517			BRKT-ADJUSTMENT FWD/REV PLTD	1
21	3400033			SCR-HEX,5/16-18X1.50 ZP	4
22	3400080			NUT-HEX 5/16-18 ES ZP	4
23	3400027			SCR-HEX,3/8-16X1.75 ZP	1
24	3400079			NUT-HEX 3/8-16 ES ZP	1
25	3400173			SCR-HEX,1/4-20X1.75 ZP	1

CONTINUED ON NEXT PAGE

\* Note\* In T90 Column Where No Part Number Appears The Part Number Is The Same As T82

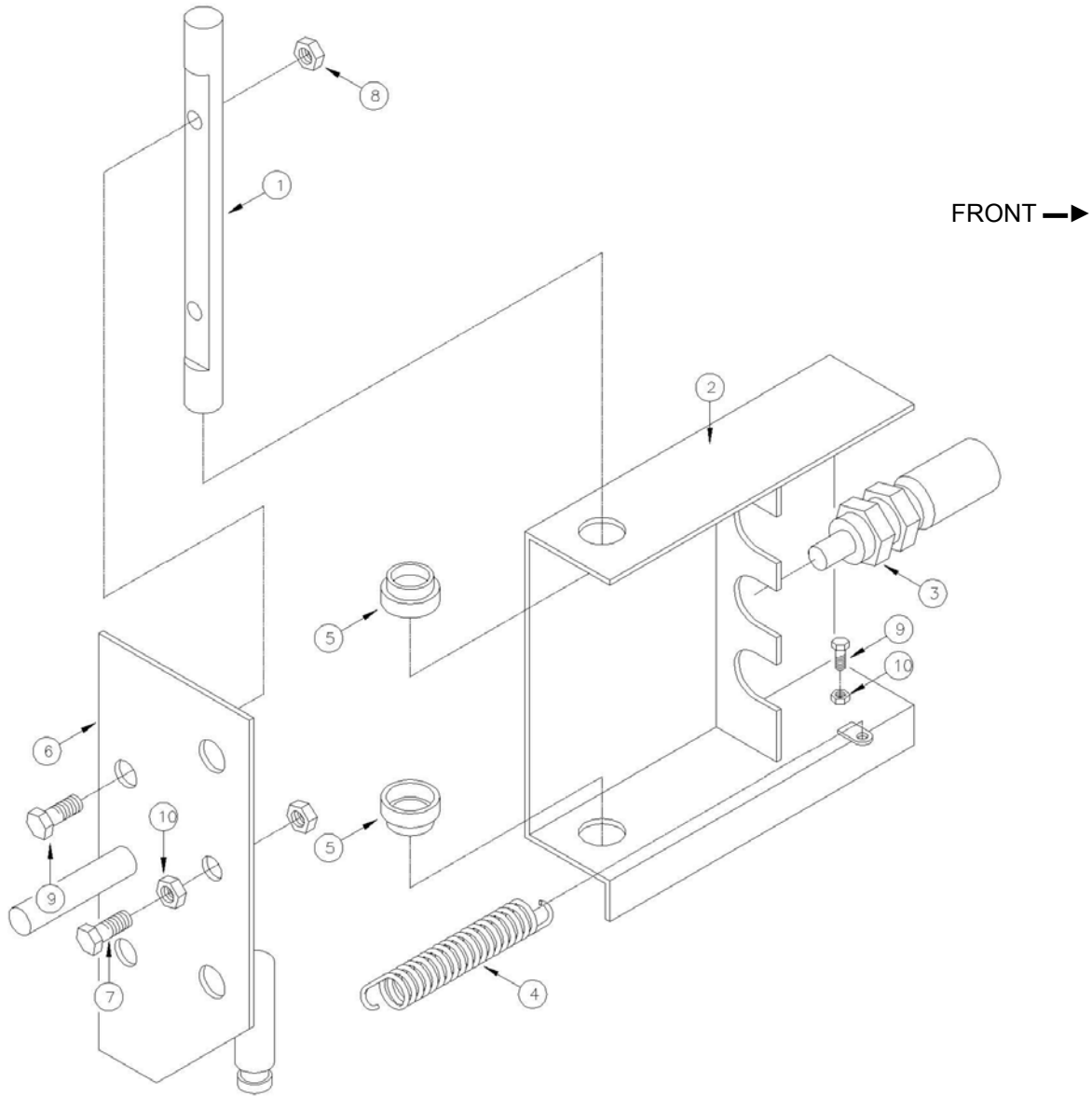


060PTD01

ITEM	PART NO.		DESCRIPTION	QTY
	82 Series	90 Series		
26	3400081		NUT-HEX 1/4-20 ES ZP	2
27	3400087		WASHER-FLAT 3/8 STANDARD ZP	4
28	3400149		SCR-HEX,1/4-20X1.50 ZP	2
29	3400089		WASHER-FLAT 1/4 STANDARD ZP	4
30	3303918		SPACER-FWD/REV BRKT PLTD	2
31	3400228		SCR-HEX,5/16-24X1.5 ZP FULL TH	2
32	3400069		NUT-HEX 5/16-24 ZP	2
33	3400036		SCR-HEX,5/16-18X0.75 ZP	2
34	3400102		WASHER-LOCK 5/16 SPLIT ZP	2
35	3400088		WASHER-FLAT 5/16 STANDARD ZP	1
36	3400125		PIN-COTTER 3/8 RUE-RING	2
37	3400070		NUT, HEX 5/16-18 ZP	2
38	3307611		O/S WELD-QUICK RELEASE FWD/REV PNTD	1
39	3307613		HANDLE-FWD/REV QUICK RELEASE ZP	1

END OF THIS SECTION

\* Note\* In T90 Column Where No Part Number Appears The Part Number Is The Same As T82

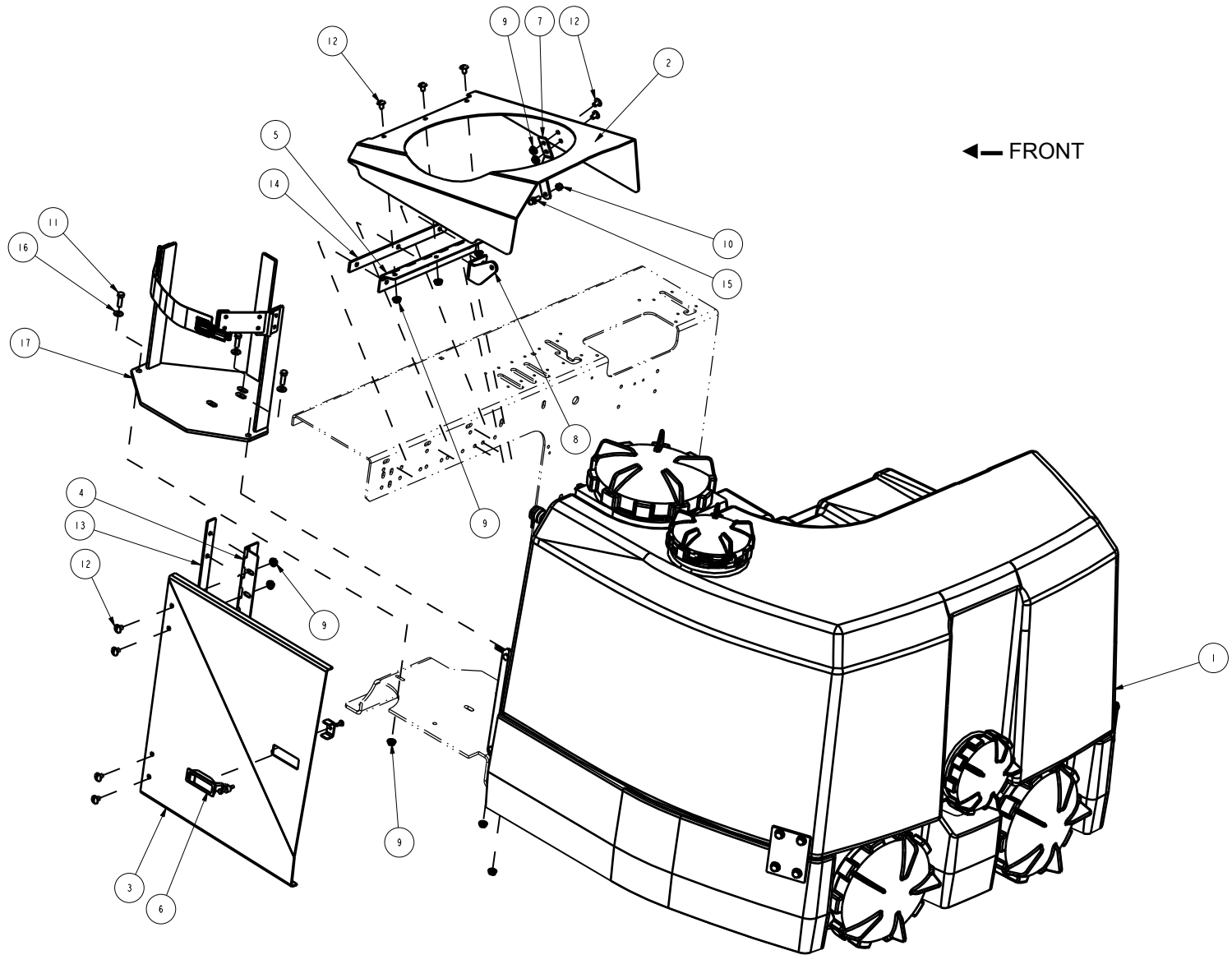


ITEM	PART NO.	DESCRIPTION	QTY
1	3303817	BAR-HYD SQ PLATE PIVOT PLTD	1
2	3303814	WELD-HYD SQ SWITCH BOX PNTD	1
3	3302678	SWITCH-HYD SQUEEGEE LIFT	1 **
4	3304160	SPRING-EXTENTION 2.00 LG	1
5	3304017	BUSHING-THROTTLE NYLON SW 75	2
6	3303811	WELD-HYD SQ SWITCH PLATE PLTD	1
7	3400243	SCR-HEX,#08-32X1.00 ZP	1
8	3400082	NUT-HEX #8-32 ES ZP	2
9	3400045	SCR-PAN,#8-32X0.62,SLT ZP	3
10	3400073	NUT-HEX #8-32 ZP	4

END OF THIS SECTION

\*\* Indicates that additional switches may be used for back-up alarm, brake lights, etc.

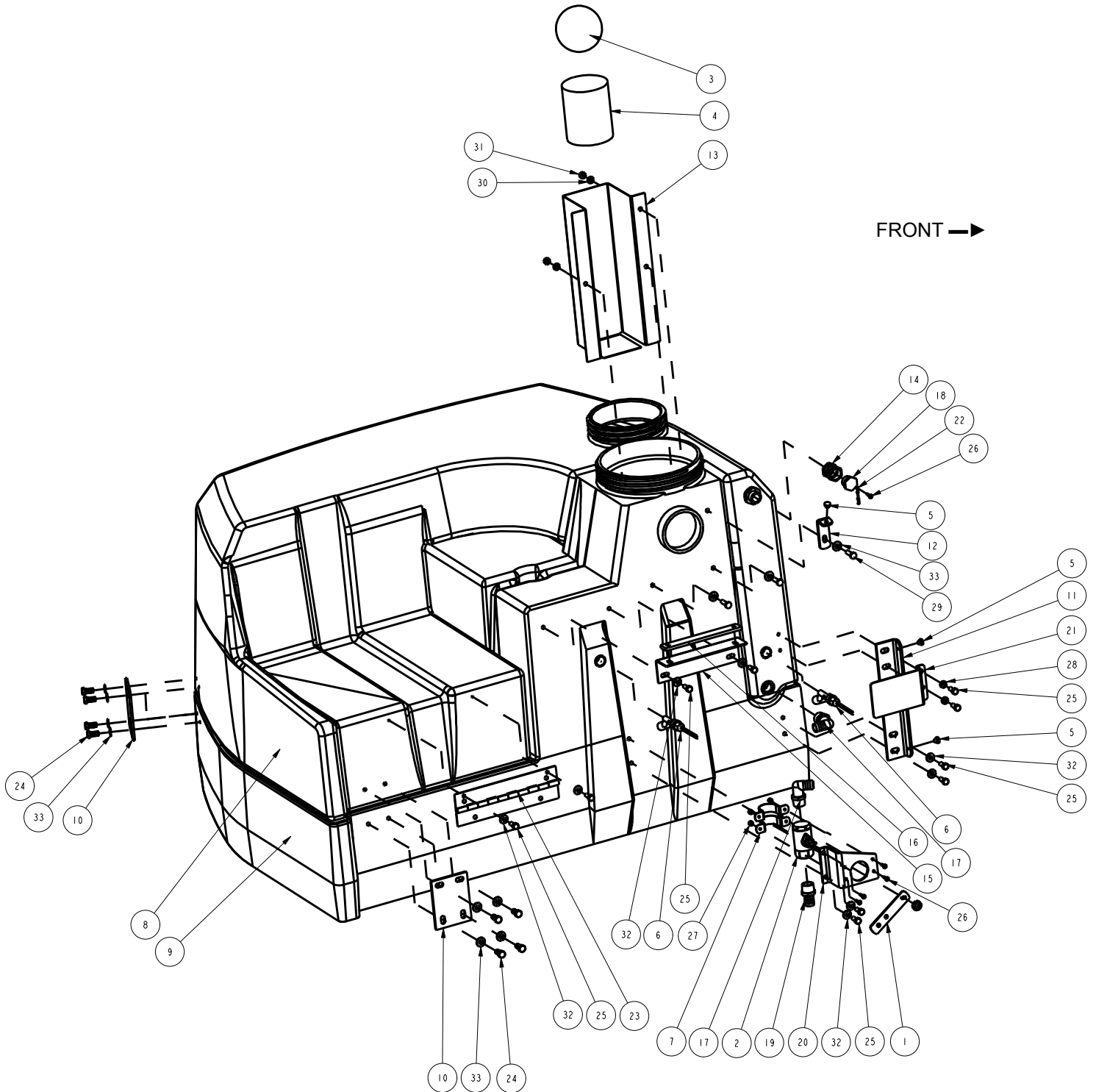




ITEM	PART NO.		DESCRIPTION	QTY
	82 Series	90 Series		
1	3334898	3334899	SOL/REC TANK SUB ORANGE (Includes all items listed on Pt.2)	1
1	3310026	NA	SOL/REC TANK SUB LT GRAY (Includes all items listed on Pt.2)	1
2	3317918	3316661	COVER-TOP W/ VERT LP TANK ORANGE	1
2	3317918BR	331661BR	COVER-TOP W/ VERT LP TANK BURGUNDY	1
2	3309032	3316659	COVER-TOP GASOLINE ORANGE	1
2	3309032BR	3316659BR	COVER-TOP GASOLINE BURGUNDY	1
3	3309033		PANEL-SIDE DOOR HC ORANGE	1
3	3309033BR		PANEL-SIDE DOOR HC BURGUNDY	1
4	3309044		HINGE-SIDE DOOR	1
5	3309088		HINGE-TOP COVER	1
6	3300380		LATCH ASSY-#C2-10-301-50	1
7	3309046		MNT-GAS SPRING UPPER	1
8	3309048		MNT-GAS SPRING LOWER	1
9	3400390		NUT-FLANGE LOCK 5/16-18	12
10	3400080		NUT-HEX 5/16-18 ES ZP	2
11	3400035		SCR-HEX,5/16-18X1.00 ZP	3
12	3400148		SCR-TRS,5/16-18X0.50,SLT ZP	9
13	3309045		SPACER-HINGE SIDE DOOR	1
14	3309047		SPACER-HINGE TOP DOOR	1
15	3300376		STUD-BALL, GAS SPRING, 5/16-18	2
16	3400384		WASHER-CONICAL SPRING 5/16	3
17	3329822		MNT-TANK VERT 82 & 90	1

END OF THIS SECTION

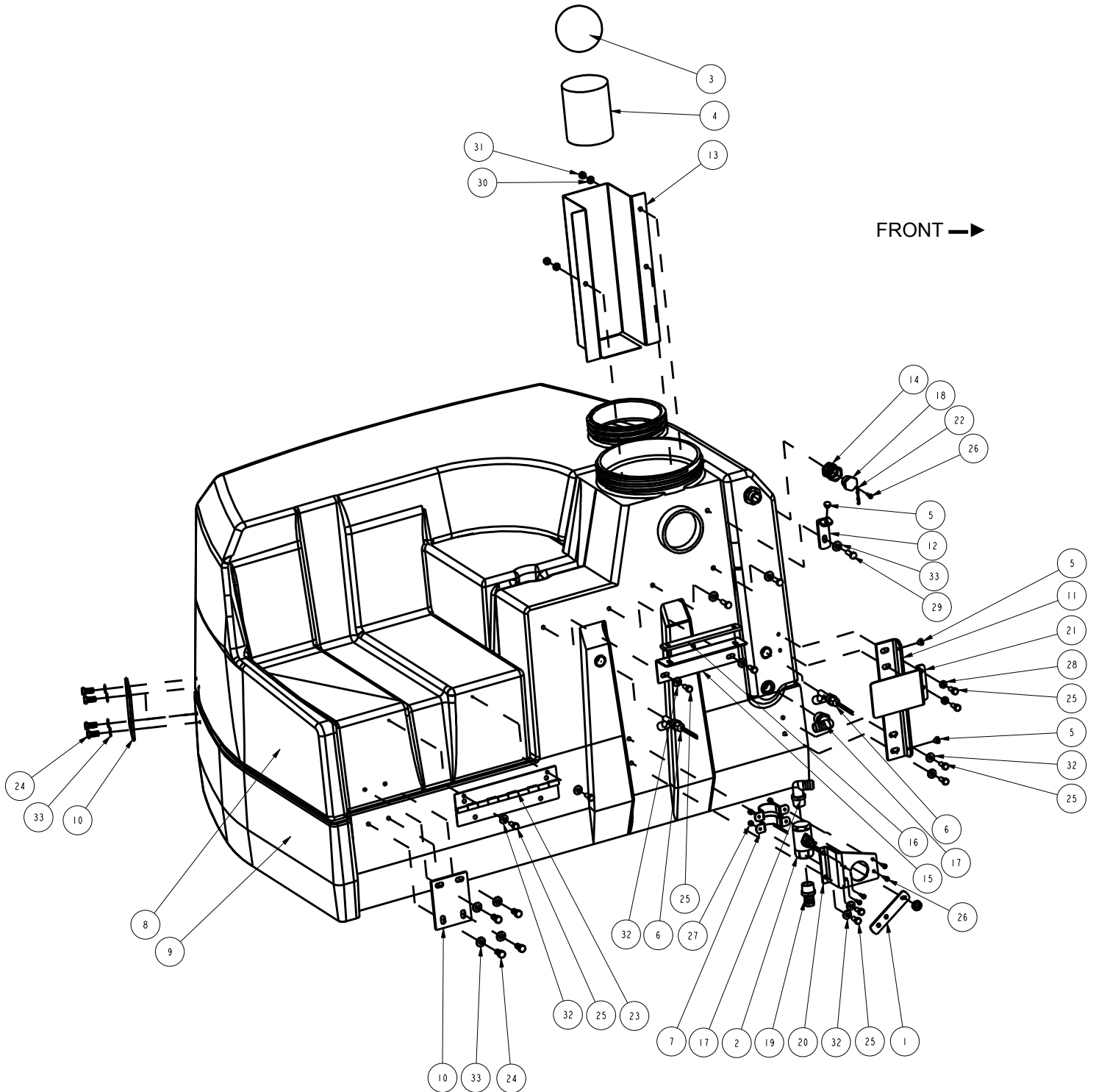
\* Note\* In T90 Column Where No Part Number Appears The Part Number Is The Same As T82



ITEM	PART NO.		DESCRIPTION	QTY
	82 Series	90 Series		
1	3300027		ARM-SOL VALVE PLTD	1
2	3300330		VALVE-2 WAY SOLUTION	1
3	3300452		BALL-PLASTIC	1
4	3300458		FLOAT-TANK	1
5	3300526		BUMPER-RUBBER 1/4 ID X 1/8 THK	3
6	3302737		SWITCH-LEVEL POLYPROPYLENE LS7	2
7	3302951		CLAMP-TUBE 1 1/2 DIA	2
8	3309001	3321349	TANK-SOLUTION, PLASTIC LT GRAY	1
8	3309001HK	3321349HK	TANK-SOLUTION, PLASTIC ORANGE	1
8	3309001BR	3321349BR	TANK-SOLUTION, PLASTIC BURGUNDY	1
9	3309002	3321348	TANK-RECOVERY, PLASTIC LT. GRAY	1
9	3309002HK	3321348HK	TANK-RECOVERY, PLASTIC ORANGE	1
9	3309002BR	3321348BR	TANK-RECOVERY, PLASTIC BURGUNDY	1
10	3309024		PLT-RETAINER SOL/REC TANK PNTD	3
11	3309026		PLATE-STOP SIDE DOOR	1
12	3309035		STOP-TOP COVER	1
13	3309038		CAGE-BALL FLOAT	1
14	3309040		FTG-ADAP HOSE WATER FILL	1
15	3309042		MOUNT-TANK/CONSOLE	1
16	3309043		SPACER-MNT TANK	1
17	3309051		FTG-ELL 90 3/4 MPT X 3/4 BARB	2
18	3319320		FTG-PLUG TANK FILL	1
19	3309073		FTG-HOSE BARB 3/4 MPT X 3/4 HB	1
20	3309076		MOUNT-SOLUTION VALVE	1

END OF THIS SECTION

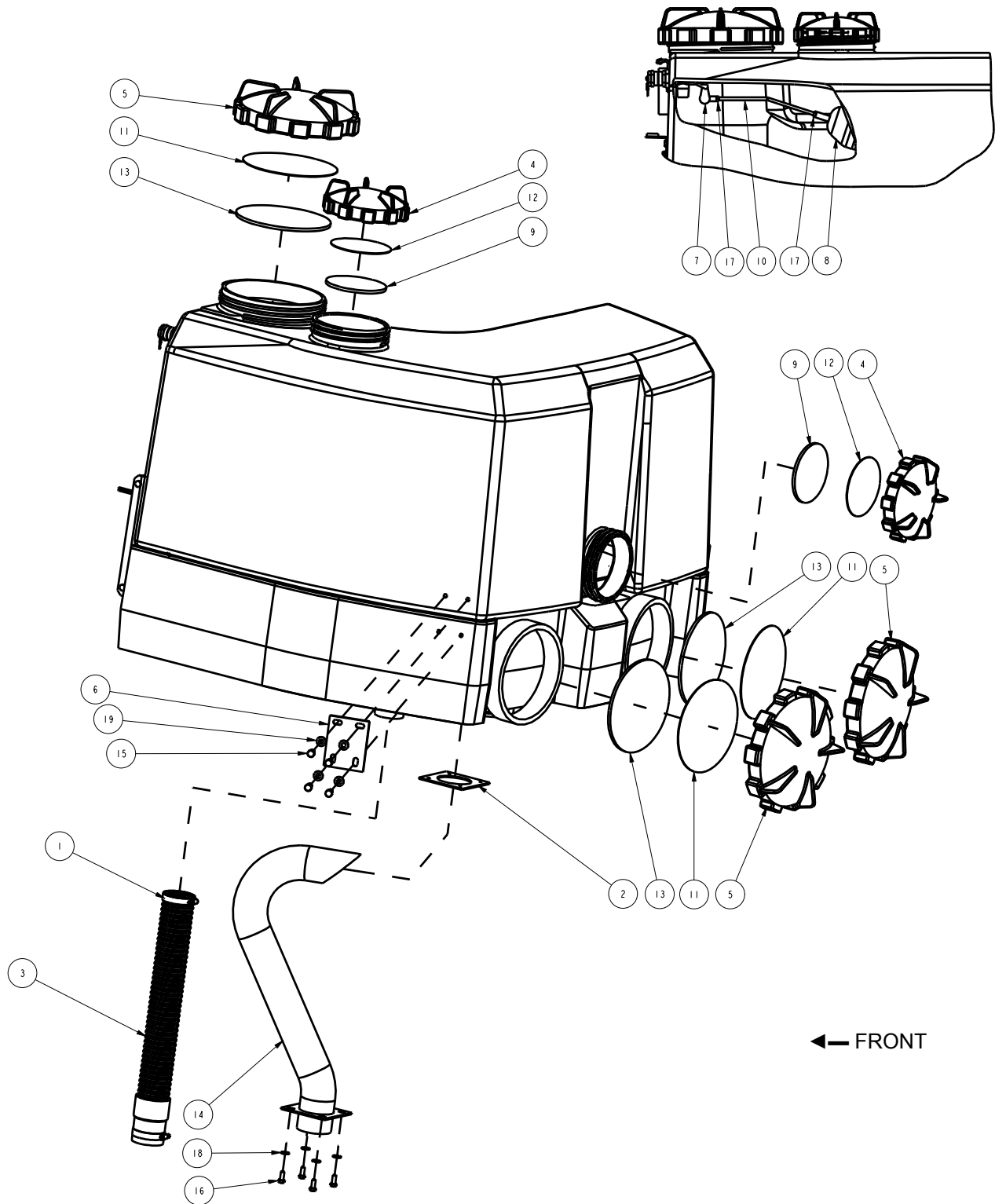
\* Note\* In T90 Column Where No Part Number Appears The Part Number Is The Same As T82



ITEM	PART NO.		DESCRIPTION	QTY
	82 Series	90 Series		
21	3317688		GUARD-SWITCH VERT LP	1
22	3319319		CHAIN TANK PLUG	1
23	3335033		HINGE-UNIVERSAL SEAT MNT	1
24	3344027		SHIELD-HEAT, ADHESV.SOL.TANK	1
25	3400032		SCR-HEX,3/8-16X0.75 ZP	12
26	3400036		SCR-HEX, 5/16-18x0.75 ZP	14
27	3400045		SCR-PAN,#8-32X0.62,SLT ZP	5
28	3400082		NUT-HEX #8-32 ES ZP	4
29	3400102		WSR-LOCK 5/16.	2
30	3400318		SCR-HEX,5/16-18X1.00 SS	3
31	3400319		WASHER-LOCK 5/16-SPLIT SS	3
32	3400320		NUT-HEX 5/16-18 SS	3
33	3400384		WASHER-CONICAL SPRING 5/16	12
34	3400385		WASHER-CONICAL SPRING 3/8	15

END OF THIS SECTION

\* Note\* In T90 Column Where No Part Number Appears The Part Number Is The Same As T82

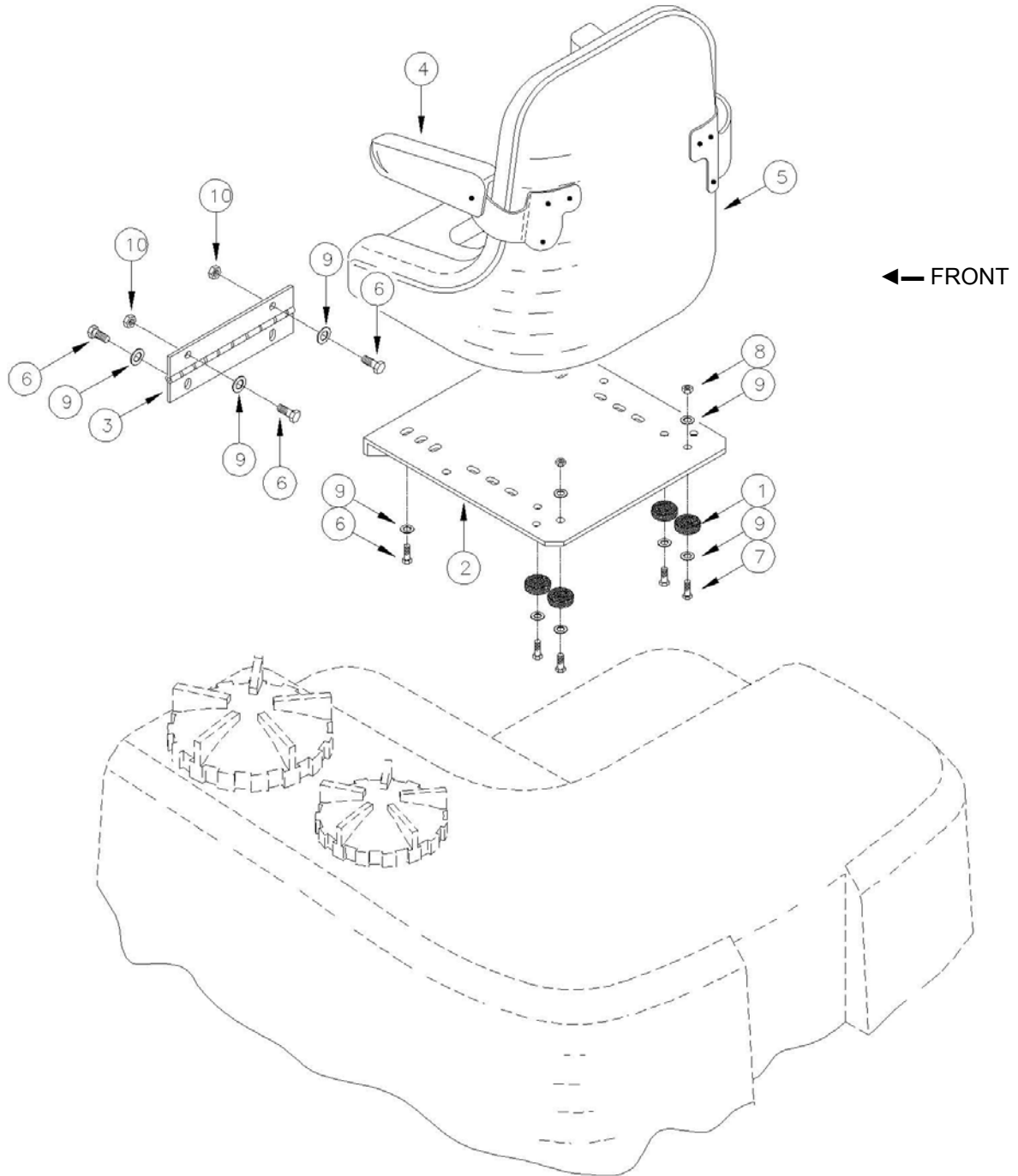




ITEM	PART NO.		DESCRIPTION	QTY
	82 Series	90 Series		
1	3300336		CLAMP-HOSE 2 1/2 NOM SS	2
2	3300405		GASKET-SUCTION TUBE	1
3	3302480		ASSY-DRAIN HOSE SUB 82/90 (Includes Hose,Cuff &Plug)	1
4	3309006		CAP-TANK 6.00 DIA.	2
5	3341003		CAP-TANK 9.00 DIA.	3
6	3309024		PLT-RETAINER SOL/REC TANK PNTD	3
7	3309066		VALVE-FLOAT SOL SHUTOFF	1
8	3309067		FLOAT-SOL SHUTOFF	1
9	3309070		GASKET-6" PLASTIC CAP	2
10	3309072		ROD-STEM FLOAT	1
11	3309098		PLT-BACKING FOR 9" CAP GASKET	3
12	3309099		PLT-BACKING FOR 6" CAP GASKET	2
13	3315258		GASKET-9" PLASTIC CAP	3
14	3317926	3316718	WELD-TUBE SUCTION	1
15	3400032		SCR-HEX,3/8-16X0.75 ZP	12
16	3400036		SCR-HEX, 5/16-18x0.75 ZP	14
17	3400198		NUT-HEX 1/4-20 SS	2
18	3400384		WASHER-CONICAL SPRING 5/16	12
19	3400385		WASHER-CONICAL SPRING 3/8	15

END OF THIS SECTION

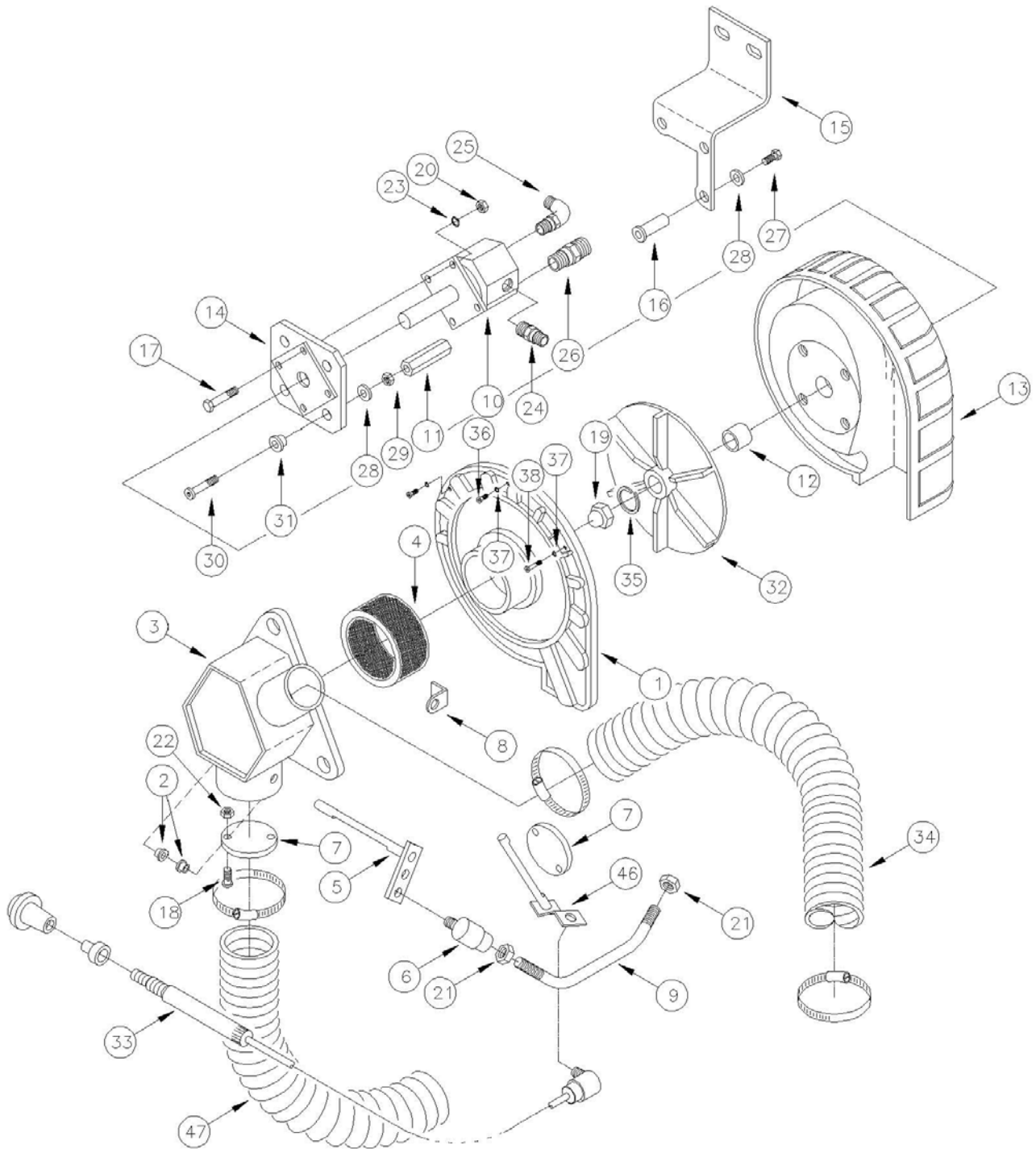
\* Note\* In T90 Column Where No Part Number Appears The Part Number Is The Same As T82



ITEM	PART NO.	DESCRIPTION	QTY
1	3302482	BUMPER-SEAT MOUNT	4
2	3309027	MNT-SEAT UNIVERSAL 82 PNTD	1
3	3309028	HINGE-SEAT MNT UNIV 82 PNTD	1
4	3315245	ARMREST KIT-THREE HOLE	1
5	3316892	SEAT-MICHIGAN V-818	1
6	3400036	SCR-HEX,5/16-18X0.75 ZP	6
7	3400038	SCR-HEX,5/16-18X2.25 ZP	4
8	3400080	NUT-HEX 5/16-18 ES ZP	4
9	3400384	WASHER-CONICAL SPRING 5/16	14
10	3400390	NUT-FLANGE LOCK 5/16-18	2

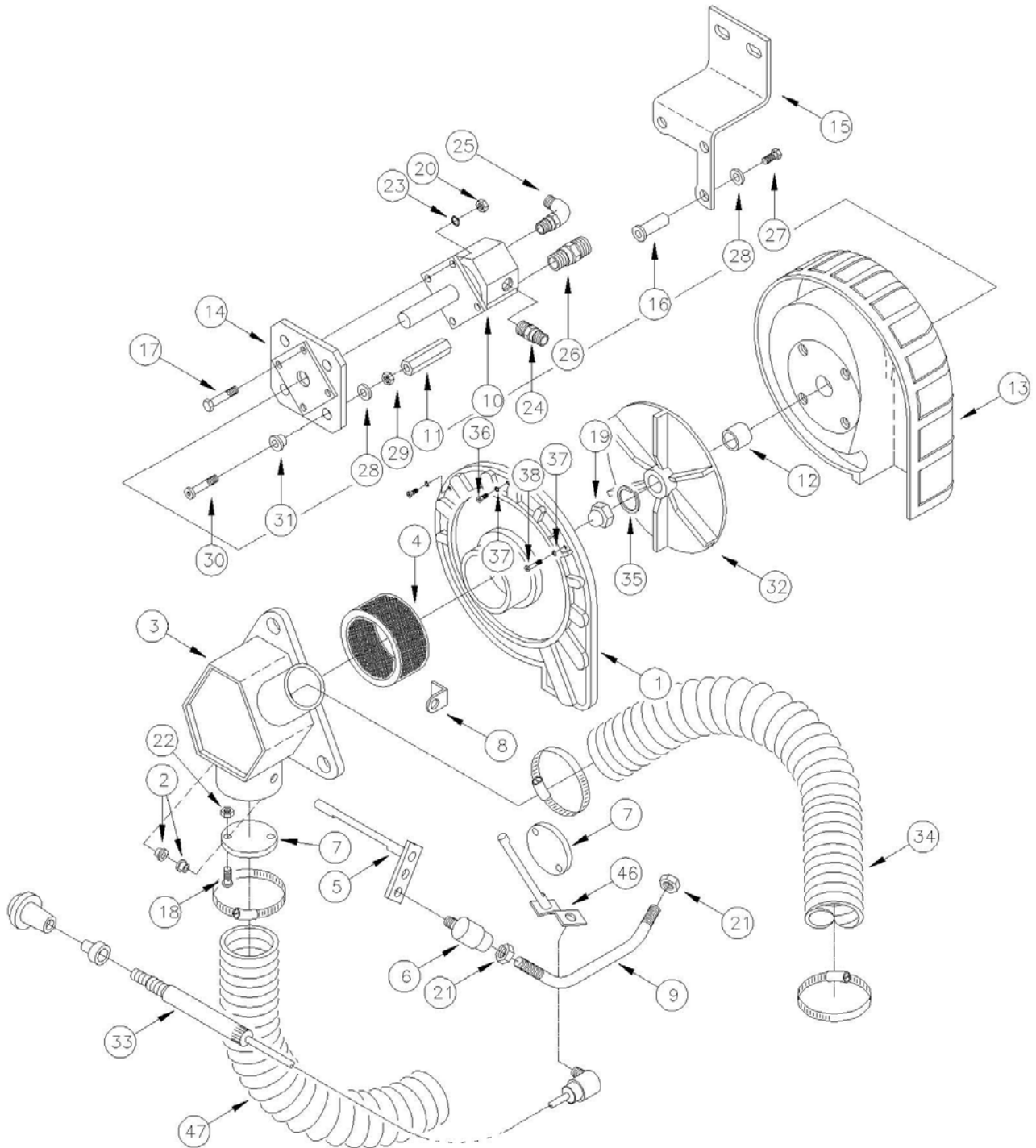
END OF THIS SECTION

\* Note\* In T90 Column Where No Part Number Appears The Part Number Is The Same As T82



ITEM	PART NO.	DESCRIPTION	QTY
1	3300139	SHROUD-OUTER CASTING & MACHINE	1
2	3300414	BUSHING-PLASTIC MN BRM	4
3	3301223	WELD-IMPELLER MANIFOLD SC PNTD (T82 / T90 ONLY)	1
4	3301383	GASKET-IMPELLER MANIFOLD	1
5	3301455	WELD-IMP SHUTOFF ARM BTM	1
6	3301459	BALL JOINT-#10-32 ZP	4
7	3301498	DAMPER-HOPPER SHUTOFF PLTD	2
8	3301622	RETAINER-IMPELLER CABLE PLTD	1
9	3301626	ROD-IMPELLER SHUTOFF PLTD	1
10	3306738	MOTOR-HYD IMPELLER SCRUBBER	1
11	3306826	STAND/OFF-3/8-16 X 1.38 PNTD	3
12	3306827	SPACER-HYDRAULIC IMPELLER	1
13	3306841	WELD-SHROUD INNER WD HYD IMP	1
14	3307152	WELD-IMP MOTOR MNT PNTD	1
15	3317638	MOUNT-IMPELLER MS LP	3
16	3317689	MNT-PIN LP BASE	1
17	3400016	SCR-FLT,5/16-18X1.25,SOC ZP	4
18	3400045	SCR-PAN,#8-32X0.62,SLT ZP	2
19	3400062	NUT-ACORN 1/2-20 ZP	1

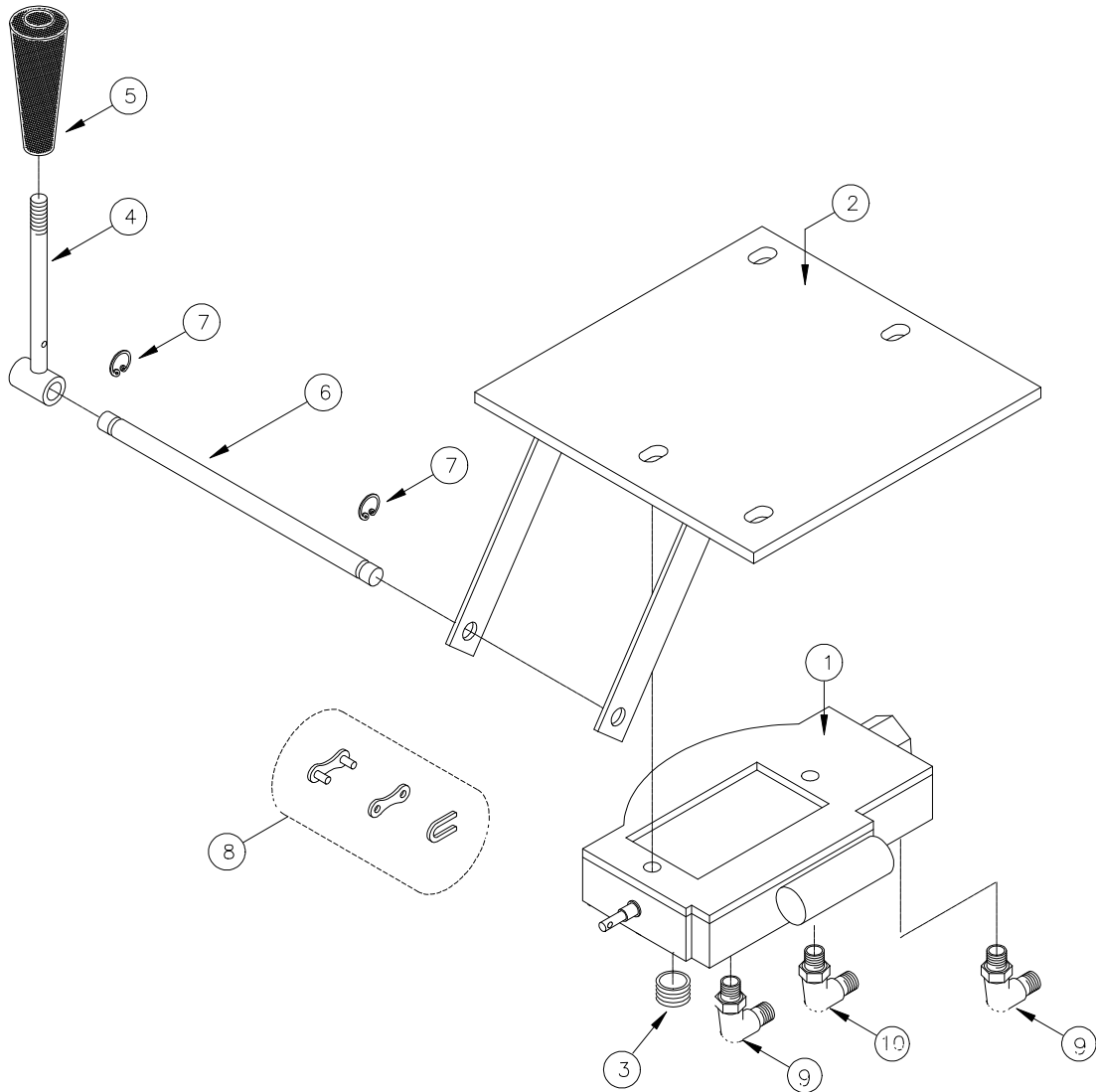
CONTINUED ON NEXT PAGE



ITEM	PART NO.	DESCRIPTION	QTY
20	3400070	NUT, HEX 5/16-18 ZP	4
21	3400072	NUT-HEX #10-32 ZP	3
22	3400082	NUT-HEX #8-32 ES ZP	2
23	3400102	WASHER-LOCK 5/16 SPLIT ZP	4
24	3400151	FTG-STR 7/8-14 TO #8	1
25	3400155	FTG-90 7/8-14 TO #8	1
26	3400212	FTG-ADAPTER 7/16-20 TO # 4	1
27	3400262	SCR-HEX,3/8-24X1.25 ZP F'THD	2
28	3400278	WASHER-FENDER 3/8	10
29	3400342	NUT-HEX 3/8-24 ES ZP	1
30	3400381	SCR-FLT,3/8-24X1.75,SOC ZP CS	4
31	3300465	MOUNT-ISOLATION	7
32	3300133	IMPELLER, BALANCED	1
33	3301427	CABLE-IMPELLER STOP	1
34	3315664	HOSE-IMPELLER TO TANK 82/90'S	1
35	3400098	WASHER-LOCK 1/2 SPLIT ZP	1
36	3400147	SCR-SOC,#10-24X0.75 ZP	2
37	3400104	WASHER-LOCK #10 SPLIT ZP	7
38	3400050	SCR-SOC,#10-24X1.25 ZP	5
Not Shown	3400230	SCR-SOC HD 10-24X1-3/4 UNC HD	1
Not Shown	3301793	SPACER-BRACKET IMP PLTD	1
Not Shown	3400089	WASHER-FLAT 1/4 STANDARD ZP	5
Not Shown	3400103	WASHER-LOCK 1/4 SPLIT ZP	3
Not Shown	3400180	NUT-HEX 1/4-28 ZP	3
Not Shown	3301455	WELD-IMP SHUTOFF ARM BTM	1
Not Shown	3300526	BUMPER-RUBBER 1/4 ID X 1/8 THK	1
46	3301434	WELD-IMP SHUTOFF ARM PLTD	1
47	3304511	HOSE-IMP 3.50 ID TAPPERED	1
Not Shown	3500590	GASKET-IMPELLER 82/90	3.5ft.
Not Shown	3305745	ADAPTER-90 EL RUBBER 4.00 ID	1
Not Shown	3305750	TUBE-IMPELLER HOSE HI-CAP	1
*	3306842	SUB ASSY-IMPELLER HYDRAULIC T82/T90 (Includes Items 1-17, 19-33, 35-46)	

END OF THIS SECTION

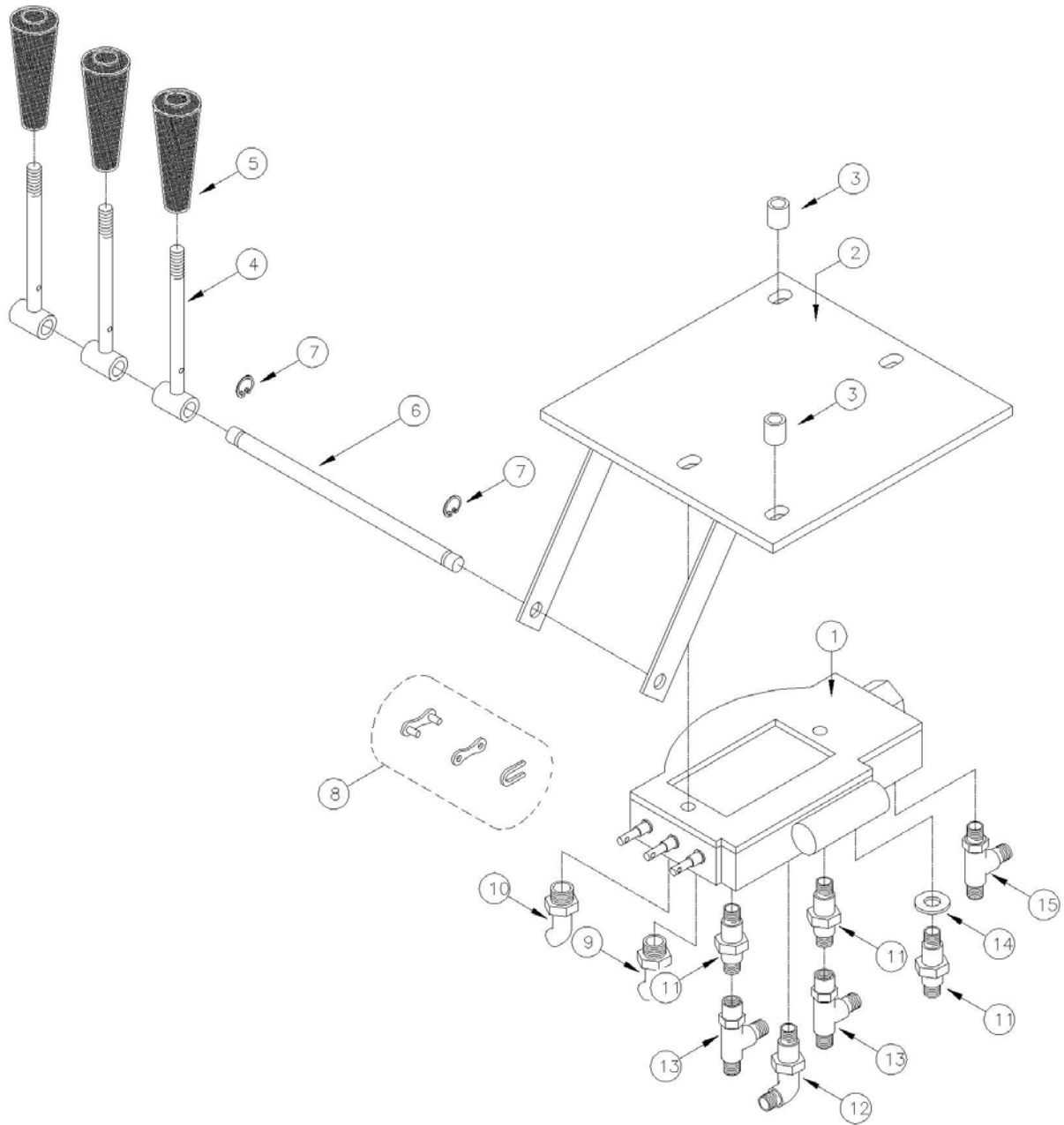






<b>ITEM</b>	<b>PART NO.</b>	<b>DESCRIPTION</b>	<b>QTY</b>
1	3317238	VALVE CONTROL-1 SPOOL	1
2	3317237	WELD-MOUNT VALVE PNTD	1
3	3400164	PLUG	1
4	3300070	WELD-LEVER PLTD	1
5	3300558	KNOB-TAPERED #145 BLACK	1
6	3317236	ROD-PIVOT CONTROL VALVE PLTD	1
7	3300548	RING-RET EXT .38	2
8	3300547	ASSY-CONNECTING LINK SET	1
9	3400155	FTG-90 7/8-14 TO #8	2
10	3400154	FTG-90 3/4-16 TO #8	1
*	3317234	SUB ASSEMBLY ITEMS 1-10	

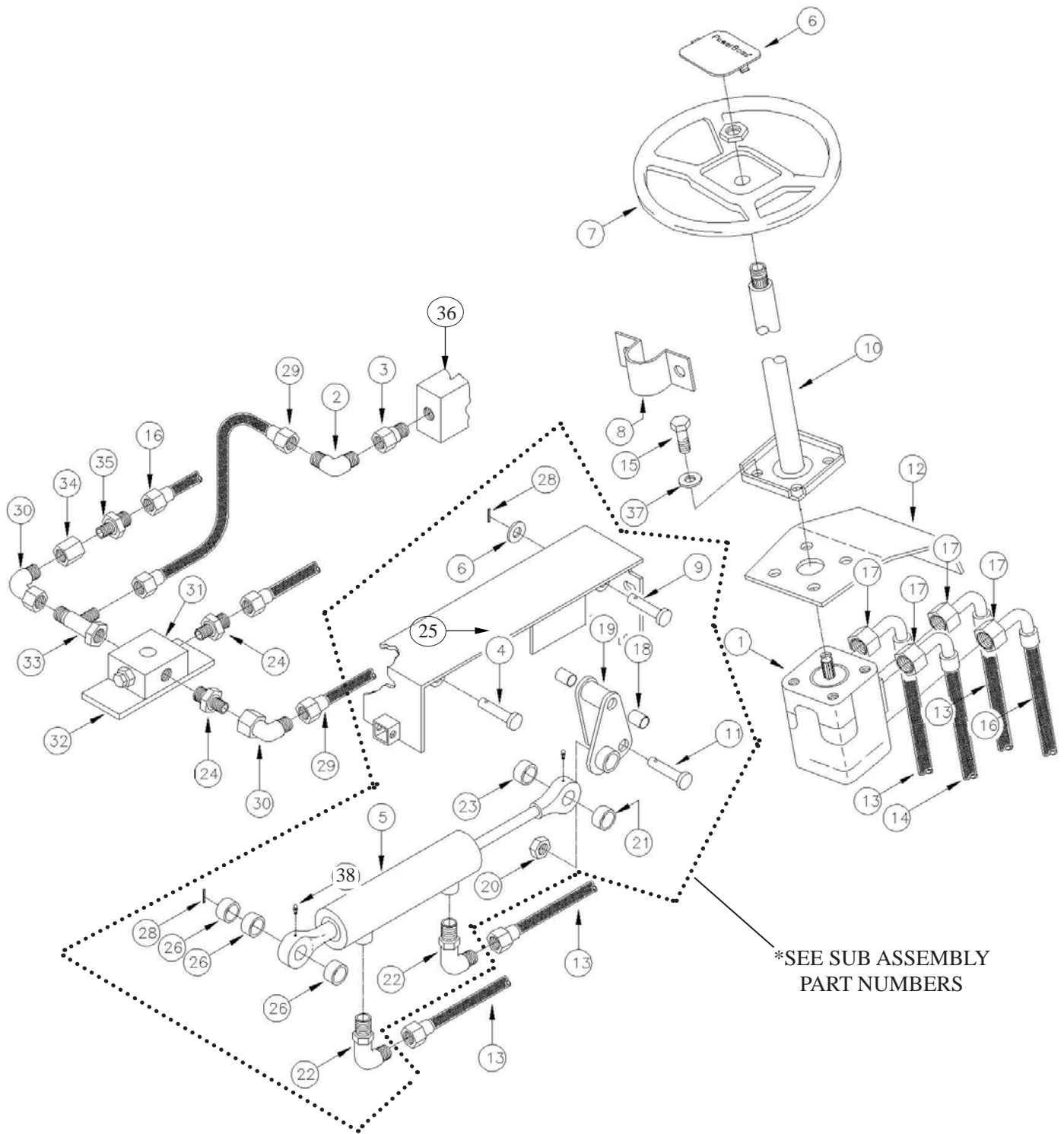
END OF THIS SECTION



ITEM	PART NO.	DESCRIPTION	QTY
1	3300357	VALVE CONTROL-3 SPOOL	1
2	3300743	WELD-MOUNT VALVE	1
3	3305285	SPACER-CONTROL VALVE	2
4	3300070	WELD-LEVER	3
5	3300558	KNOB-TAPERED #145 BLACK	3
6	3300884	ROD-PIVOT CONTROL VALVE	1
7	3300548	RING-RET EXT .38	2
8	3300547	ASSY-CONNECTING LINK SET	3
9	3400158	FTG-45 7/8-14 TO #8	1
10	3400155	FTG-90 7/8-14 TO #8	1
11	3400150	FTG-STR 3/4-16 TO #4	3
12	3400157	FTG-45 3/4-16 TO #8	1
13	3400163	FTG-TEE OFFSET 3/4-16 TO #8	1

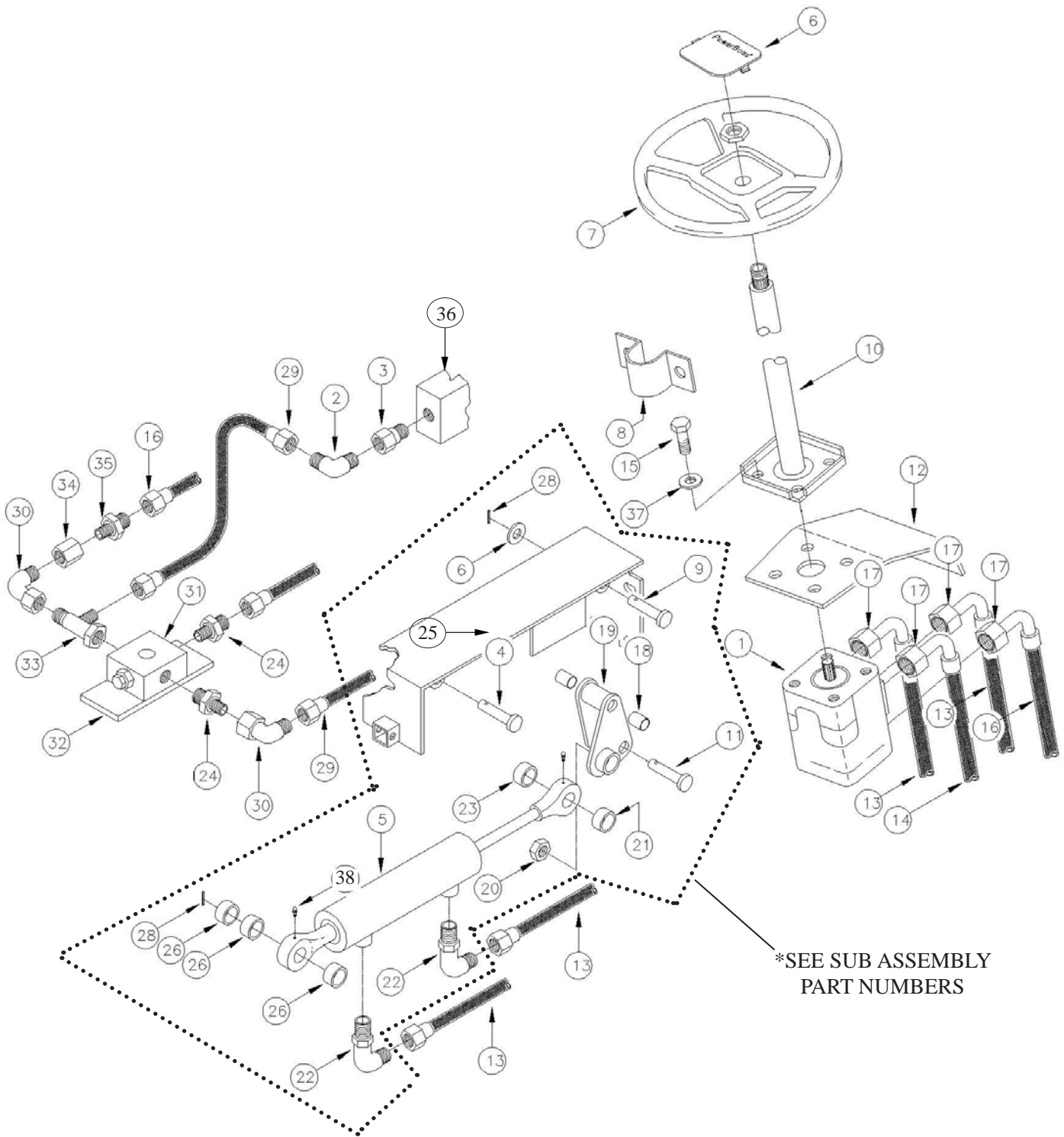
END OF THIS SECTION

**\*NOTE\*** - Shown Is The Commander "T" Series configuration  
Commander "C" Series Uses The same Valve Item  
# 1 With One Lever # 4 And One Knob # 5



ITEM	PART NO.		DESCRIPTION	QTY
	82 SERIES	90 SERIES		
1	3316899		PWR STRG UNIT (MS/FS/7X/SWA)	1
2	3400190		FTG-90 EL 1/2 TUBE TO 3/8 MPT	1
3	3400167		FTG-ADAPTER 1 1/6-12 EXT TO	1
4	3400439		PIN—CLEVIE 3/4 DIA x 2.0 LONG	1
5	3307311		CYLINDER-STEERING ARMA & POWER	1
6	3301416		SPACER-LIFT CYL CLEVIS PLTD	1
7	3318220		WHEEL-STEERING SW/9XV	1
8	3300228		BRACKET-STEERING	1
9	3400437		PIN-CLEVIS 1" DIA X 4.50 LONG	1
10	3316900		STEERING COLUMN-POWER STEERING	1
11	3400438		PIN-CLEVIS 3/4" DIA X 3.50 LG	1
12	3306914		MNT-PWR STEERING MTR	1
13	3316063		HOSE-1/4 HT 48.00 ST#5 90S#4	2
14	3300624		HOSE-1/4 HT 83.00 ST#5 90S#4	1
15	3400028		SCR-HEX,3/8-16X1.50 ZP	4
16	3306934		HOSE-1/4 HT 68.00 ST#4 90S#4	1
17	3400150		FTG-STR 3/4-16 TO #4	4
18	3300552		BEARING-1 ID X 1.124 OD X 1.5	2
19	3306937		WELD-IDLER ARM PWR STG	1
20	3400188		NUT-HEX JAM 1/2-20 ES	1

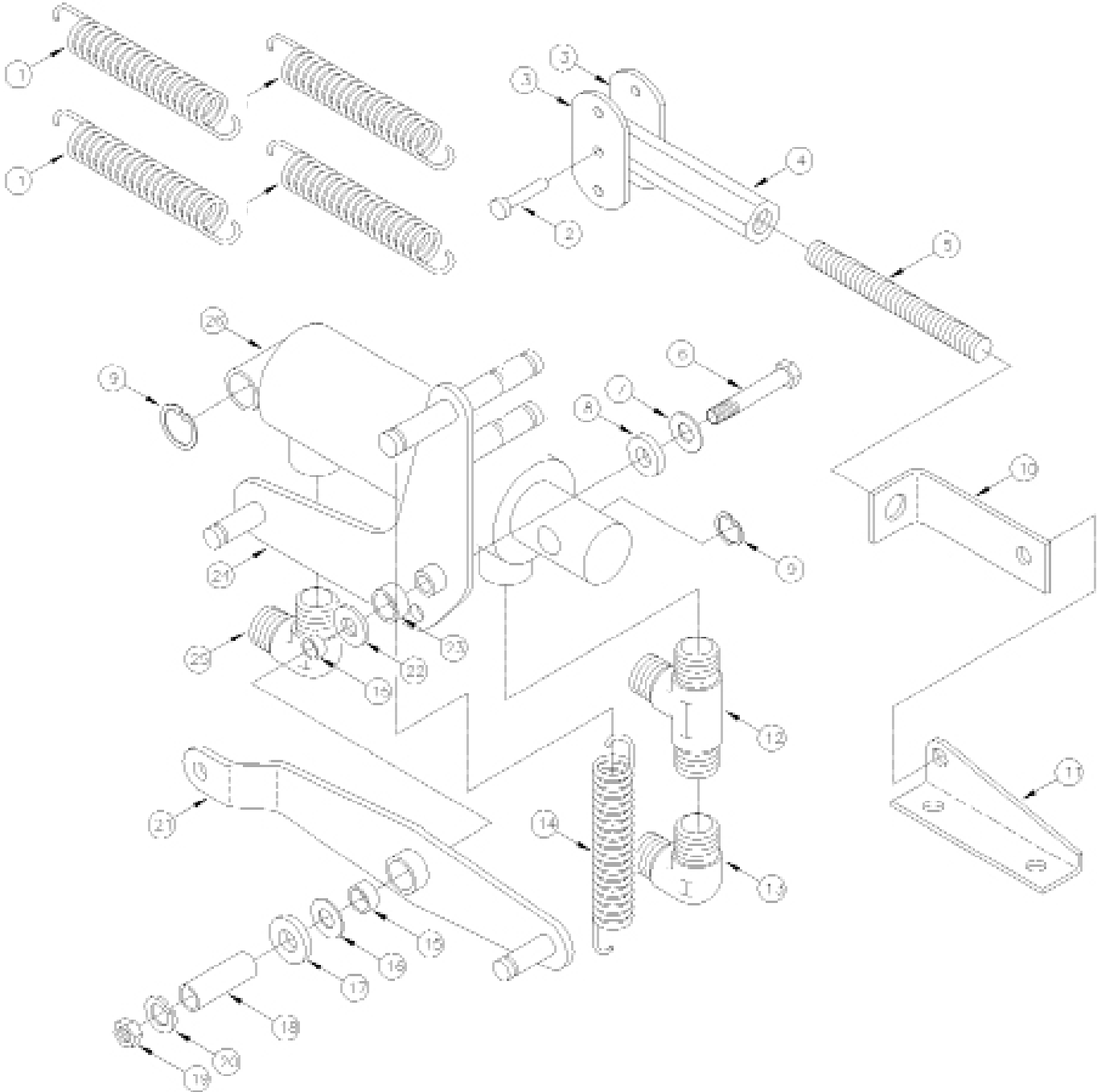
\* Note\* In T90 Column Where No Part Number Appears The Part Number Is The Same As T82



ITEM	PART NO.		DESCRIPTION	QTY
	82 SERIES	90 SERIES		
21	3306921		SPACER-P.S. CYL FRT THK PLTD	1
22	3400152		FTG-90 1/2-20 TO #5	2
23	3306922		SPACER-P.S. CYL FRT THIN PLTD	1
24	3304899		FTG-ADAP 3/4-16 TO 1/2 OD TUBE	1
25	3316768	3324192	WELD-CYL/ACT MNT	1
26	3311012		WASHER-HD SPACER SEC LIFT ARM	3
28	3400661		PIN-COTTER 3/4 RUE-RING	5
29	3300630	3304993	HOSE HYD.-1/2 HT 20.00 ST#8 90S#8 (OR PIPE FOR 90 SERIES UNIT)	2
30	3400244		FTG-SWIVEL 90 EL #8 JIC	2
31	3306869		VALVE-PRIORITY FLOW PWR STEERING	1
32		3306931	MNT-PWR STEERING VALVE PNTD (90 SERIES ONLY)	1
33	3400250		FTG-TEE SWIVEL 1/2 TUBE	1
34	3302408		FTG-REDUCER TUBE END 8-4	2
35	3302409		FTG-NUT #8 BTX-5	2
36	3306870		VALVE-RELIEF POWER STEERING	1
37	3400278		WASHER-FENDER 3/8 ZP	4
38	3400012		FTG -GREASE 3/16	2
*	3309488		SUB ASSY-PWRST (T90 UNITS) (Includes items inside dotted line)	1
*	3309489		SUB ASSY-PWRST (T82 UNITS) (Includes items inside dotted line)	1

END OF SECTION

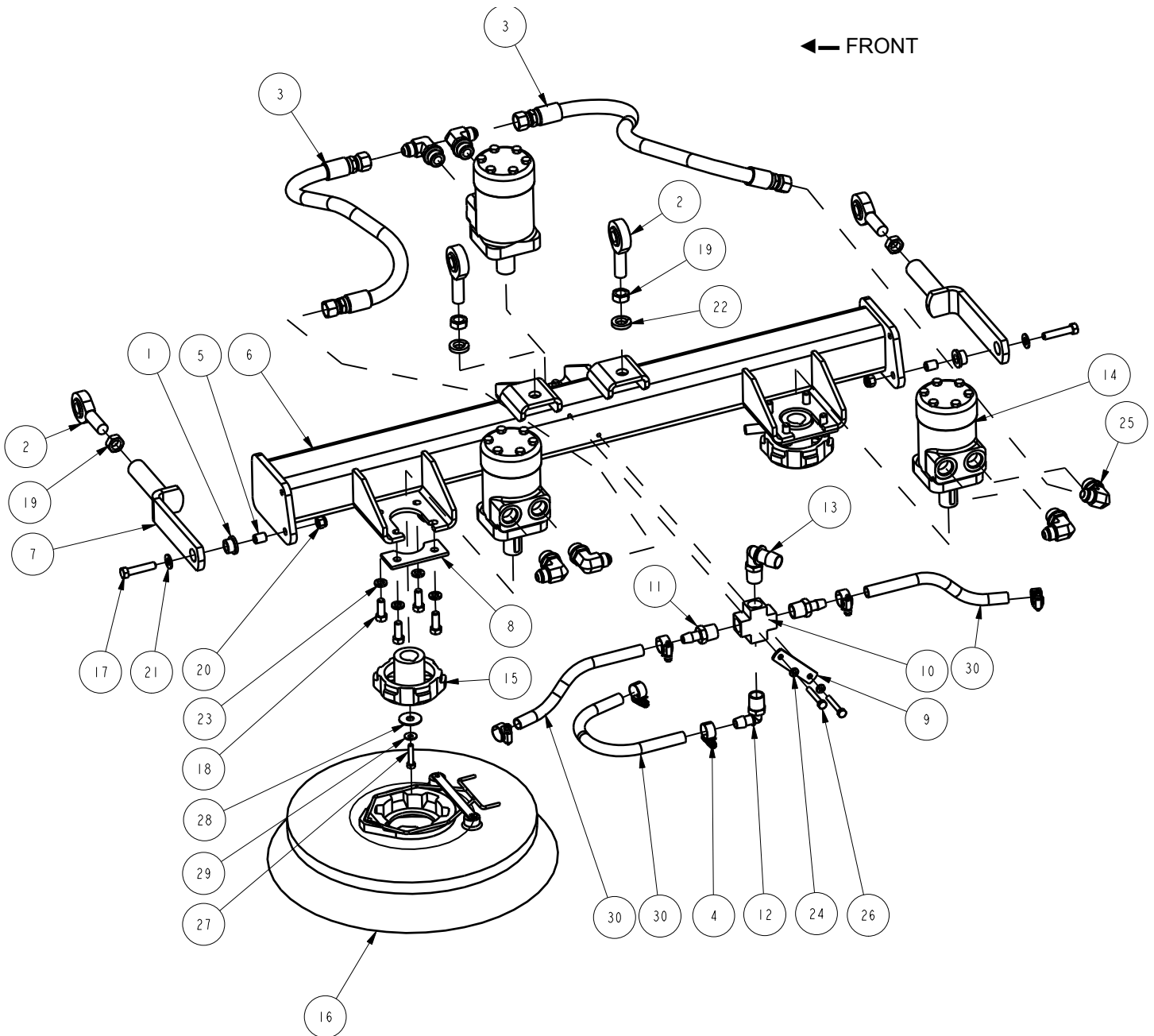
\* Note\* In T90 Column Where No Part Number Appears The Part Number Is The Same As T82





ITEM	PART NO.	DESCRIPTION	QTY
1	3333420	SPRING-SQUEEGEE RETURN	4
2	3400185	PIN-CLEVIS 5/16 X 1-1/4 ZP	3
3	3333416	WELD-SPRING PIVOT	2
4	3300202	BAR-CABLE ADJ MACH & PLTD	1
5	3301393	ROD	1
6	3400370	SCR-HEX,5/8-11X5.50 ZP	1
7	3400094	WASHER-FLAT 5/8 ZP	2
8	3303946	BRG-THRUST .781 ID W/A	2
9	3302207	RING-RET EXT .50	2
10	3301439	BRACKET-SQUEEGEE ADJ. PLTD	1
11	3302690	BRKT-HYD SQUEEGEE LIFT	1
12	3400162	FTG-TEE OFFSET 1/2-20 TO #5	1
13	3400246	FTG-SWIVEL 90 EL #5JIC 5/16	1
14	3302599	SPRING-EXT LOOPS-IN-LINE ZP	1
15	3303945	BEARING-FIBERGLIDE HYD.SQ.LIFT	2
16	3303948	BRG-THRUST .781 ID X 1.50 OD	2
17	3303937	WASHER-RETAINER HYD SQ PLTD	1
18	3303935	BUSHING-SLEEVE HYD SQ LIFT	1
19	3400192	NUT-HEX JAM 5/8-11 ZP	1
20	3400097	WASHER-LOCK 5/8 SPLIT ZP	1
21	3303943	WELD-HYD SQ LIFT ARM PNTD	1
22	3303947	BRG-THRUST 1.406 ID X 2.50 OD	2
23	3303944	BEARING-FIBERGLIDE HYD.SQ.LIFT	1
24	3303940	WELD-PIVOT ARM HYD SQ PNTD	1
25	3400152	FTG-90 1/2-20 TO #5	1
26	3300141	CYLINDER-1.5 BORE X 2.0 STR	1

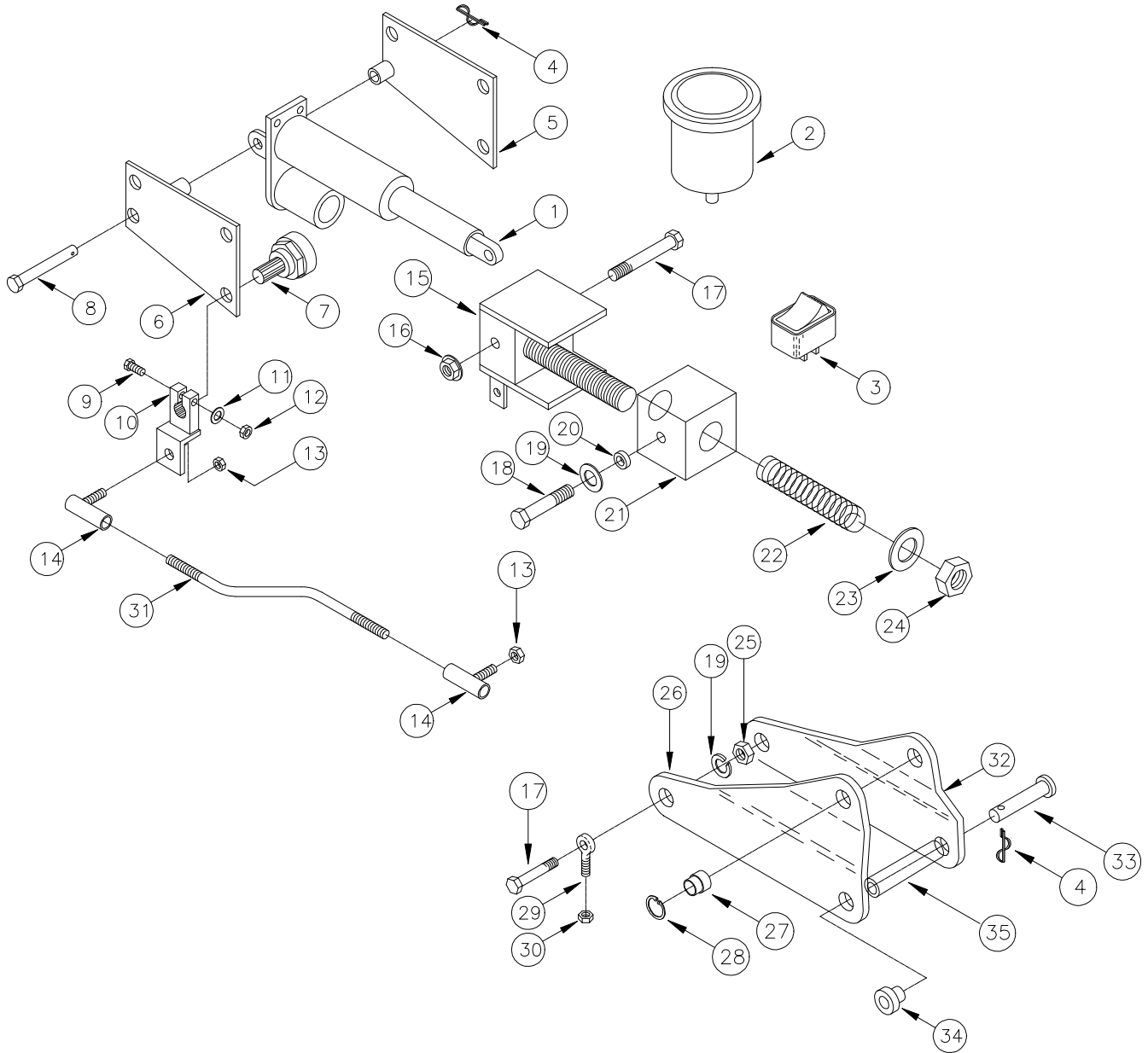
END OF THIS SECTION



ITEM	PART NO.		DESCRIPTION	QTY
	82 SERIES	90 SERIES		
				2
1	3300432		BUSHING-FL-52-4	4
2	3300457		ROD END-5/8 MALE	1
3	3300607		HOSE-1/2 AR 21.50 ST#8 ST#8	6
4	3302144		CLAMP-HOSE 1½ NOM	2
5	3302411		SLEEVE-LIFT ARM SPACER	1
6	3303459	3303458	WELD-SCRUB HD ELEC	2
7	3303493	3301089	WELD-LIFT ARM HD	1
8	3308759		PLATE-MOTOR MOUNT	2
9	3313130		BAR-RETAINER FTG	3
10	3313188		FTG-CROSS 1/2 FPT BRASS	1
11	3315534		FTG-1/2 ID TUBE X 1/2 MPT	1
12	3315535		FTG-90 DEG 1/2 ID X 1/2 MALE N	2
13	3315536		FTG-90 DEG 3/4 ID X 1/2 MPT	1
14	3316895		MOTOR-HYD SCRUB HEAD MS/FS	1
15	3324451		DRIVER-SCRUB BRUSH	3
16	3332544	3332545	BRUSH MID GRIT (See Brush Guide On Page 132)	3
17	3400027		SCR-HEX,3/8-16X1.75 ZP	1
18	3400030		SCR-HEX,3/8-16X1.00 ZP	2
19	3400074		NUT-HEX JAM 5/8-18 ZP	12
20	3400079		NUT-HEX 3/8-16 ES ZP	4
21	3400087		WASHER-FLAT 3/8 STANDARD ZP	2
22	3400097		WASHER-LOCK 5/8 SPLIT ZP	2
23	3400101		WASHER-LOCK 3/8 SPLIT ZP	2
24	3400103		WASHER-LOCK 1/4 SPLIT ZP	12
25	3400155		FTG-90° 7/8-14 TO #8	2
26	3400173		SCR-HEX,1/4-20X1.75 ZP	6
27	3400227		SCR-HEX,1/4-20X1.25 ZP	2
28	3400278		WASHER-FENDER 3/8 ZP	3
29	3400383		WASHER-CONICAL SPRING 1/4	3
30	3500485	3316789	TUBE-PVC BRAID REINF 1/2 ID	3
*	3500131		CLEAR SOL. DELIVERY HOSE (NOT SHOWN) ORDER BY THE FOOT	FT

END OF THIS SECTION

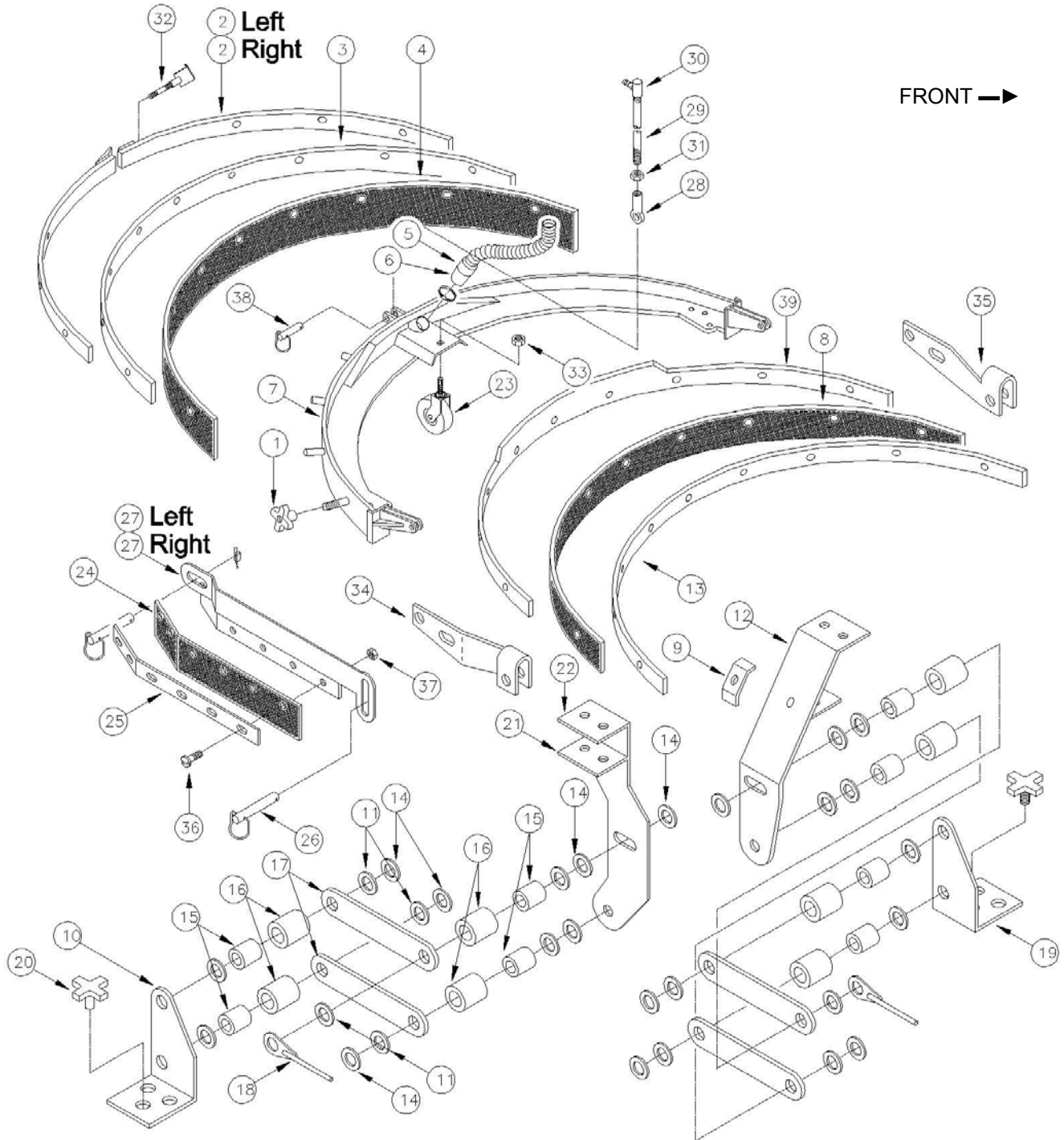
\* Note\* In T90 Column Where No Part Number Appears The Part Number Is The Same As T82



ITEM	PART NO.		DESCRIPTION	QTY
	82 SERIES	90 SERIES		
1	3302775		ACTUATOR-POWER SCRUB HEAD LIFT	1
2	3303258		GAUGE-DOWN PRESSURE SC HEAD	1
3	3307553		SWITCH	1
4	3400124		PIN-COTTER 5/8 RUE-RING	2
5	3303544		WELD-MOUNT ELEC CYL HS RH PNTD	1
6	3303543		WELD-MOUNT ELEC CYL HS LH PNTD	1
7	3303465		ASSY-POTENTIOMETER ELEC SC HD	1
8	3400302		PIN-CLEVIS 1/2 X 5.00 ZP	1
9	3400041		SCR-HEX,1/4-20X0.88 ZP	1
10	3303299		WELD-ARM LIFT GAGE PLTD	1
11	3400103		WASHER-LOCK 1/4 SPLIT ZP	1
12	3400071		NUT-HEX 1/4-20 ZP	1
13	3400180		NUT-HEX 1/4-28 ZP	2
14	3301199		BALL JOINT-1/4-28	2
15	3303309		WELD-SCRUB HEAD PIN PNTD	1
*	3319086		SUB ASSEMBLY BLOCK (ITEMS 18-24)	1
16	3400017		SCR-HEX,5/8-11X1.75 ZP	1
17	3400020		SCR-HEX,1/2-13X2.00 ZP	2
18	3400326		SCR-HEX,1/2-20X1.25 ZP	2
19	3400097		WASHER-LOCK 5/8 SPLIT ZP	2
20	3303224		SPACER-ELEC SH LIFT PLTD	4
21	3303227		BLOCK-PRESSURE PLTD	1
22	3303218		SPRING-COMPRESSION 1.00 DIA	1
23	3303225		RETAINER-ELEC S-HEAD LIFT PLTD	1
24	3400188		NUT-HEX JAM 1/2-20 ES	1
25	3400192		NUT-HEX JAM 5/8-11 ZP	2
26	3303241		WELD-LIFT ARM SCRUB HD RH	1
27	3303219		BEARING-SPHERICAL PLAIN	2
28	3303217		RING-RET INT. .87	2
29	3300457		ROD END-5/8 MALE	2
30	3400074		NUT-HEX JAM 5/8-18 ZP	2
31	3303296		LINKAGE-SCRUB HEAD GAGE PLTD	1
32	3303240		ASSY-LIFT ARM SCRUB HD LH PNTD	1
33	3400111		PIN-CLEVIS 5/8 X 6.00 ZP	1
34	3300550		BUSHING-FLANGE	2
35	3301083		PIVOT-SCRUB HD PLTD (SLEEVE)	1

END OF THIS SECTION

\* Note\* In T90 Column Where No Part Number Appears The Part Number Is The Same As T82

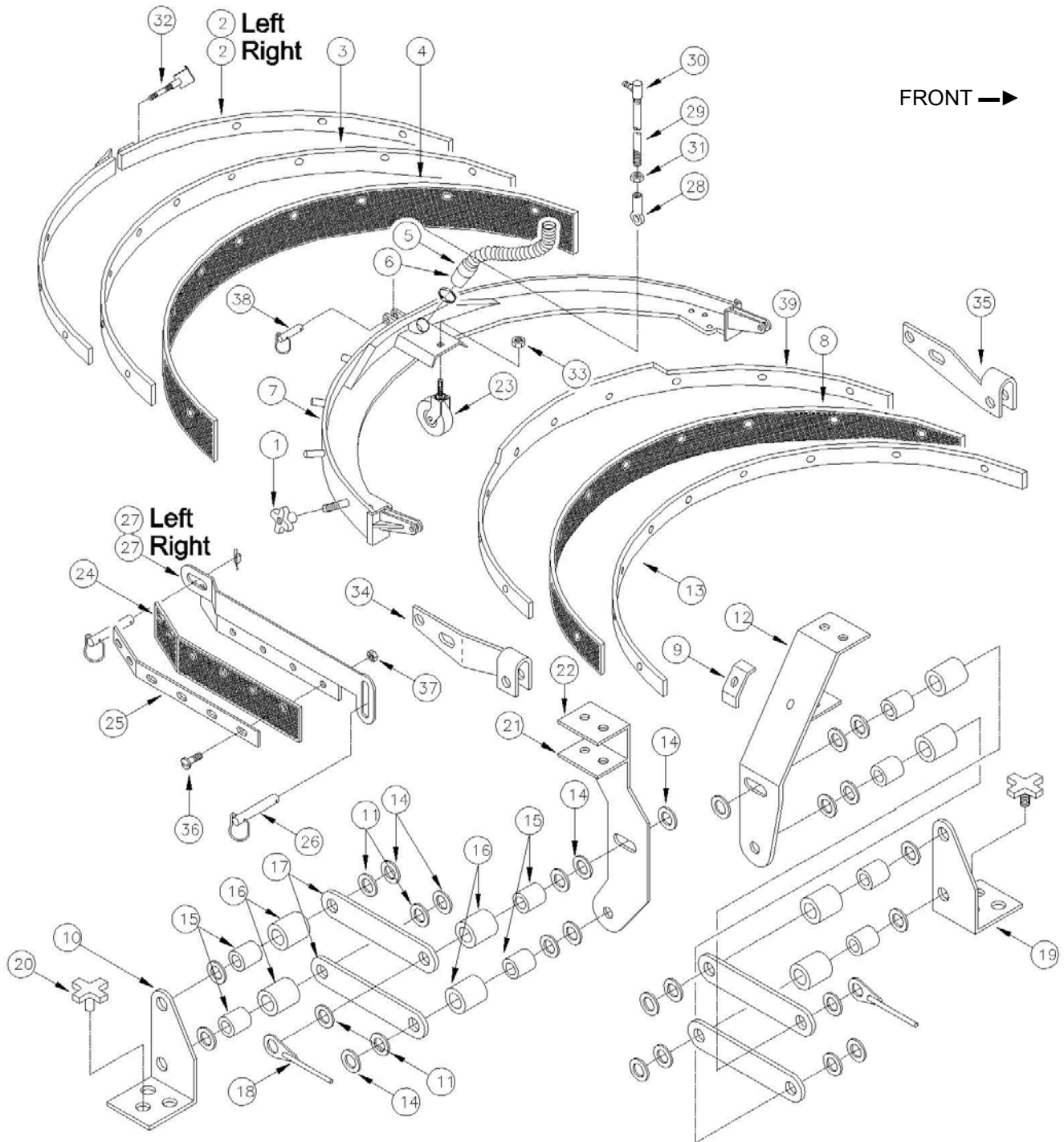


ITEM	PART NO.		DESCRIPTION	QTY
	82 SERIES	90 SERIES		
1	3300564		KNOB-CLAMPING #284 - BLACK	2
2 (R)	3308811	3308824	WELD-NO TOOL SQU STRAP RH	1
2 (L)	3308812	3308825	WELD-NO TOOL SQU STRAP LH	1
3	3308815	3308828	STRIP-BACKUP REAR SQU MSW	2
4	3308816	3308829	SQUEEGEE BLADE REAR MSW	1
5	3321334		HOSE-SQUEEGEE PICK-UP 3"	1
6	3321141		CUFF-HOSE SQUEEGEE 3"	1
7	3308803	3308818	WELD-SQUEEGEE FRAME	1
8	3331329	3308830	SQUEEGEE BLADE INNER MSW	1
9	3301437		HOSE CLAMP-PLTD	1
10	3301081		SUPPORT-SQUEEGEE FRAME RH	1
11	3400178		BRG-THRUST .531 ID X 1.00 OD	4
12	3300973		WELD-MOUNT SQ LH PNTD	1
13	3308814	3308827	STRAP-FRONT SQUEEGEE	1
14	3400087		WASHER-FLAT 3/8 STANDARD ZP	5
15	3300339		SLEEVE-SQ & FWD/REV	4
16	3300430		BUSHING-.499 ID X .594 OD	5
17	3300855		ARM-SQUEEGEE PLTD	4
18	3300846		WELD-LINK SQ ADJ PLTD	1
19	3300961		SUPPORT-SQUEEGEE FRAME LH	1
20	3302339		KNOB-ALUM 5\16-18 FMTHD	1
21	3300978		WELD-MOUNT SQ RH PNTD	1

END OF THIS SECTION

\* Note\* In T90 Column Where No Part Number Appears The Part Number Is The Same As T82



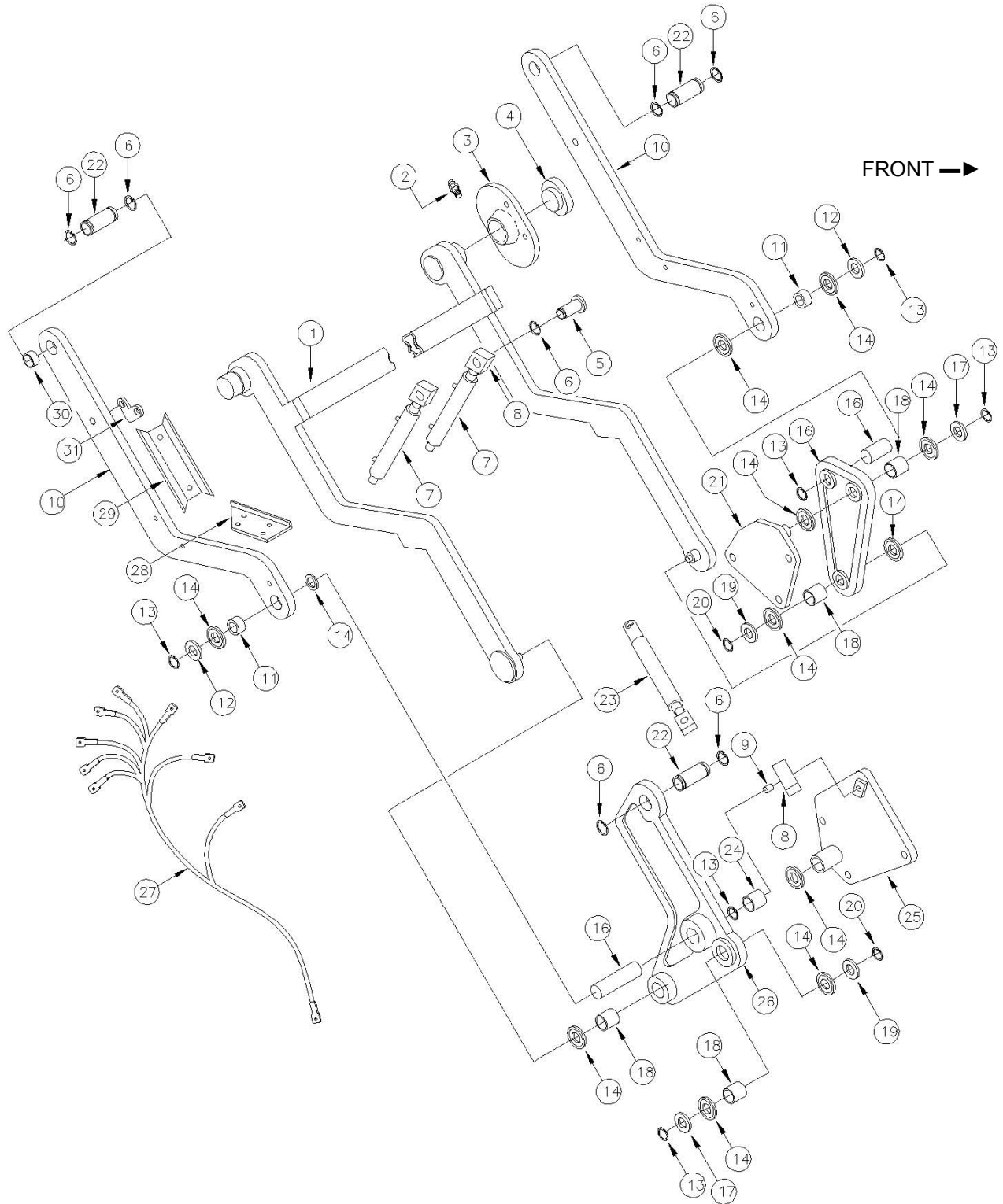




ITEM	PART NO.		DESCRIPTION	QTY
	82 SERIES	90 SERIES		
22	3300975		WELD-LIFT SQUEEGEE ARM LH	1
23	3300434		CASTER-SQUEEGEE SPECIAL	1
24 (R)	3308774		SQUEEGEE BLADE SIDE RH WIDE	1
24 (L)	3331323		SQUEEGEE BLADE SIDE LH WIDE	1
25 (R)	3308773		STRAP, SIDE SQUEEGEE	1
25 (L)	3331098		STRAP-SIDE SQUEEGEE LH	1
26	3400126		PIN-HITCH 1/2 X 1.50 ZP	4
27 (R)	3331327		WELD-LIFT SQUEEGEE ARM RH	1
27 (L)	3331325		WELD-LIFT SQUEEGEE ARM LH	1
28	3308762		ROD END-FEMALE 3/8-24	1
29	3300853		ROD-THREADED SQUEEGEE	1
30	3300461		BALL JOINT-3/8-24 W/DUST COVER	1
31	3400075		NUT-HEX JAM 3/8-24 ZP	2
32	3308240		LATCH-OVER CENTER ADJUSTMENT	1
33	3400005		NUT-HEX 5/8-11 UNC	1
34	3331094		WELD-SQUEEGEE RH SIDE PLTD	1
35	3331097		WELD-SQUEEGEE LH SIDE PLTD	1
36	3400951		SCR-TRS, 5/16 X 1.25, SLT ZP	6
37	3400080		NUT-HEX 5/16-18 ES ZP	6
38	3308763		PIN-HITCH 3/8 X 1.00 303 SS	2
39	3332628	3332630	STRAP-INNER SQUEEGEE	1
*	3331326		ASSEMBLY SQUEEGEE SUB LH (INCLUDES ITEMS 25,25,27,36)	1
*	3331328		ASSEMBLY SQUEEGEE SUB RH (INCLUDES ITEMS 25,25,27,36)	1

END OF THIS SECTION

\* Note\* In T90 Column Where No Part Number Appears The Part Number Is The Same As T82

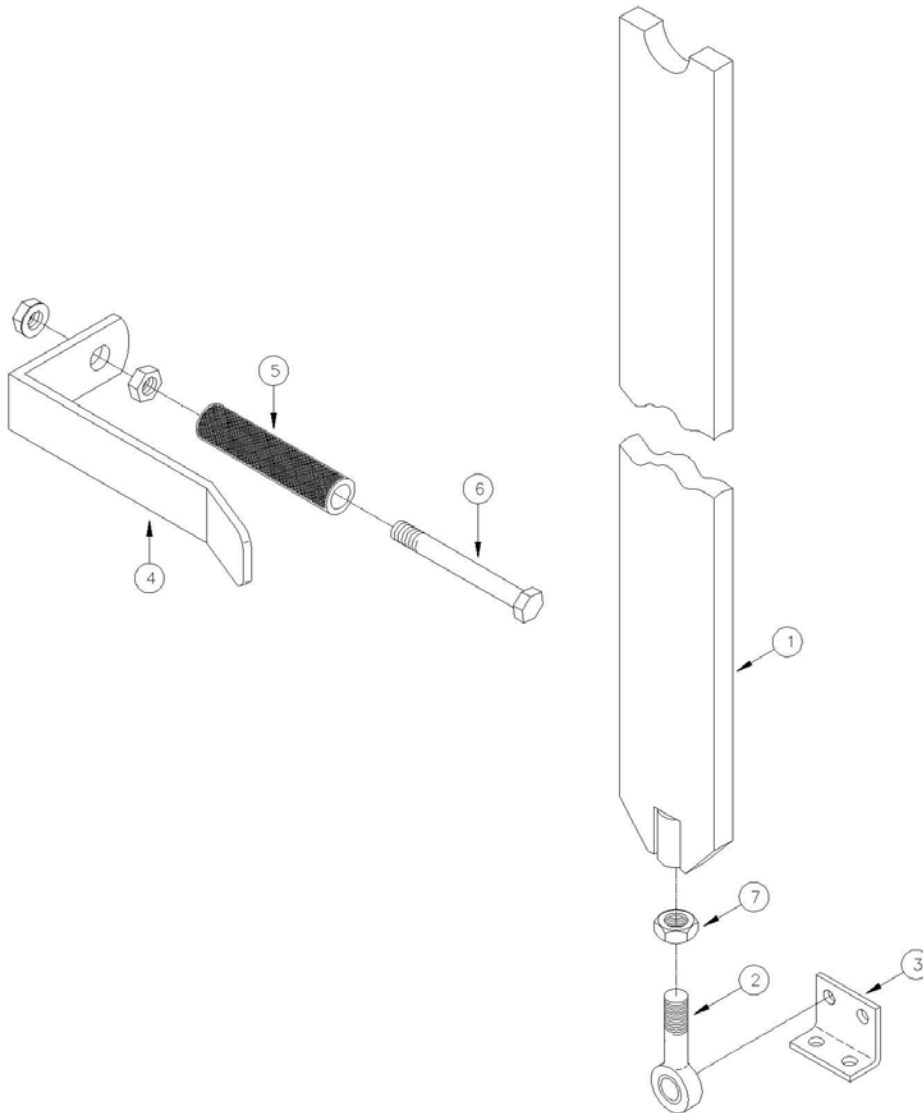


ITEM	PART NO.		DESCRIPTION	QTY
	82 SERIES	90 SERIES		
1	3315826	3315833	WELD-LIFT ARM HI-DUMP M/S	1
2	3400012		FTG-GREASE 3/16	2
3	3301075		ASSY-DUMP ARM MNT PNTD	1
4	3301420		SPACER, DUMP ARM	1
5	3303360		PIN-UPPER CYL MOUNT HD PLTD	1
6	3301998		RING-RET EXT .940	1
7	3300426		CYLINDER-HYD LIFT HD PUR	1
8	3300229		ROD END-SCRUB CYL PLTD	1
9	3300552		BEARING-1 ID X 1.124 OD X 1.5	1
10	3300829		LIFT ARM-SECONDARY PNTD	1
11	3300836		BEARING-2.18 OD X 2.00 ID X.75	2
12	3300882		WASHER-HD 3.25 OD X 2.00 ID	1
13	3301709		RING-RET EXT 2.00	1
14	3400177		BRG-THRUST 2.06 ID X 3.25 OD	6
15	3300713		PLATE-ARM ROTATING HD PNTD	1
16	3300715		SHAFT-ARM ROTATING PLATE PLTD	1
17	3300882		WASHER-HD 3.25 OD X 2.00 ID	1
18	3300840		BEARING-2.18 OD X 2.00 ID X 1.50	2
19	3300879		WASHER-HD 3.25 OD X 1.00 ID	2
20	3400076		NUT-HEX JAM SLOTTED 1-14 ZP	1
21	3317369		PLATE-ROTATION LH MS/FS PNTD	1
22	3301996		PIN-ROT CYL INNER PLTD	3
23	3300407		CYLINDER-HYD RDT HD PNTD	1
24	3301997		PIN-ROT CYL OUTER PLTD	1
25	3317368		PLATE-ROTATION RH MS/FS PNTD	1
26	3300809		ASSY-ARM ROT CYL MOUNT HD SUB	1
27	3302030		HARNESSTSS/SW HD	1
28	3303873		BRACKET-HYD HOSE HD FWD	1
29	3303170		BRKT-HYD HOSE HD&PWR PACK PNTD	1
30	3300837		BEARING-1.12 OD X 1.00 ID X.75	1
31	3302037		BRACKET-UPPER SWITCH PLTD	1
*	3400054		SCR-SET,1/4-20X0.25 ZP	1
*	3301736		SWITCH-MERCURY HOPPER RTR	2

END OF THIS SECTION

\* Note\* In T90 Column Where No Part Number Appears The Part Number Is The Same As T82

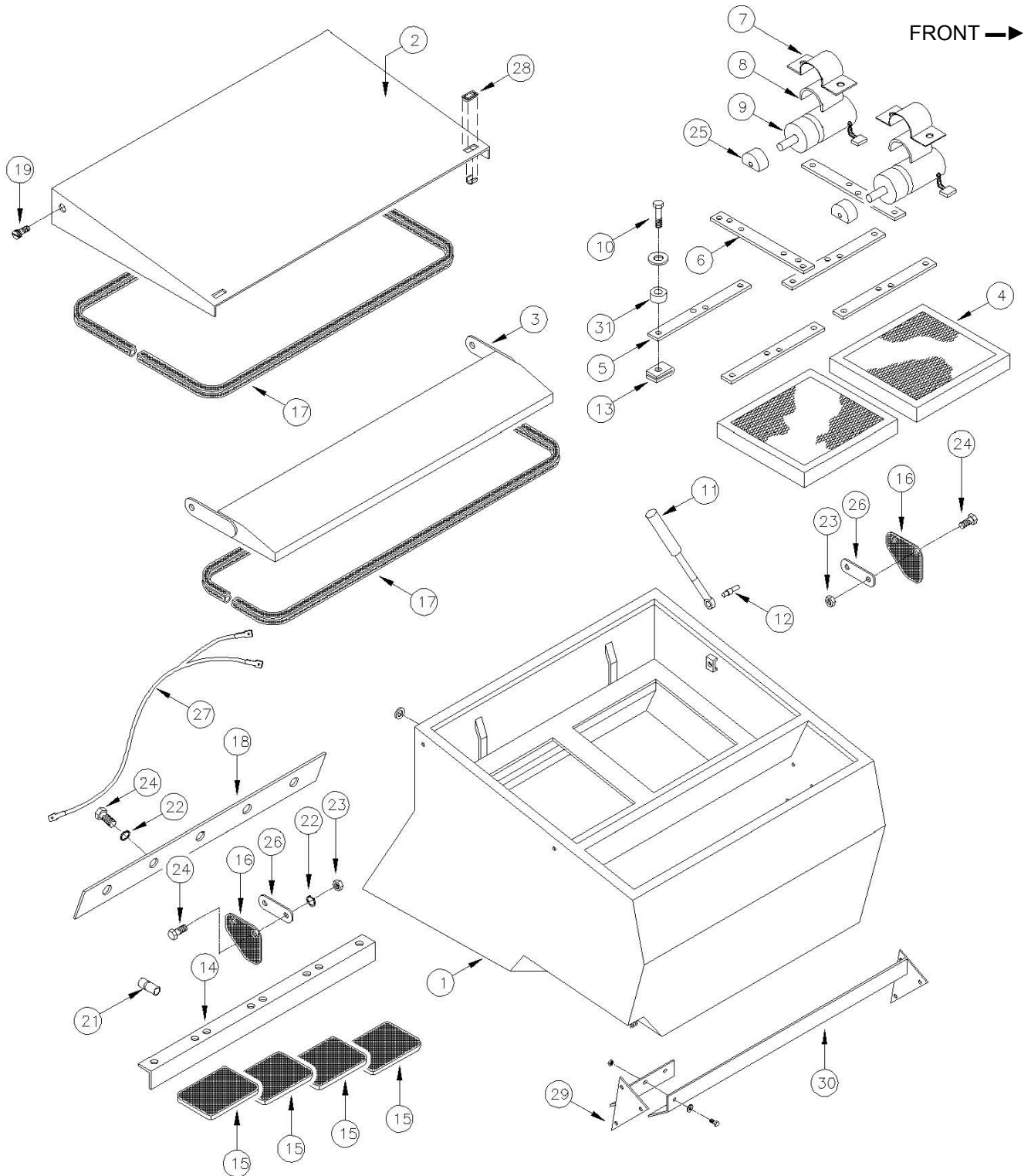
FRONT →



ITEM	PART NO.		DESCRIPTION	QTY
	82 SERIES	90 SERIES		
*	3331359		SUB-SAFETY ARM W/BALL JOINT (INCLUDES ITEMS 1,2,7)	1
1	3302042		WELD-SAFETY ARM	1
2	3300457		ROD END-5/8 MALE	1
3	3302045		BRACKET-HD SAFETY ARM	1
4	3302076		BRKT-HD SAFETY ARM W/O OHG	1
5	3500104		HOSE-NEOPRENE 5/16 ID	1
6	3400215		SCR-HEX,5/16-18X4.00 ZP	1
7	3400074		NUT-HEX JAM 5/8-18 ZP	1
*	3333298		DECAL SAFETY ARM	1

END OF THIS SECTION

\* Note\* In T90 Column Where No Part Number Appears The Part Number Is The Same As T82



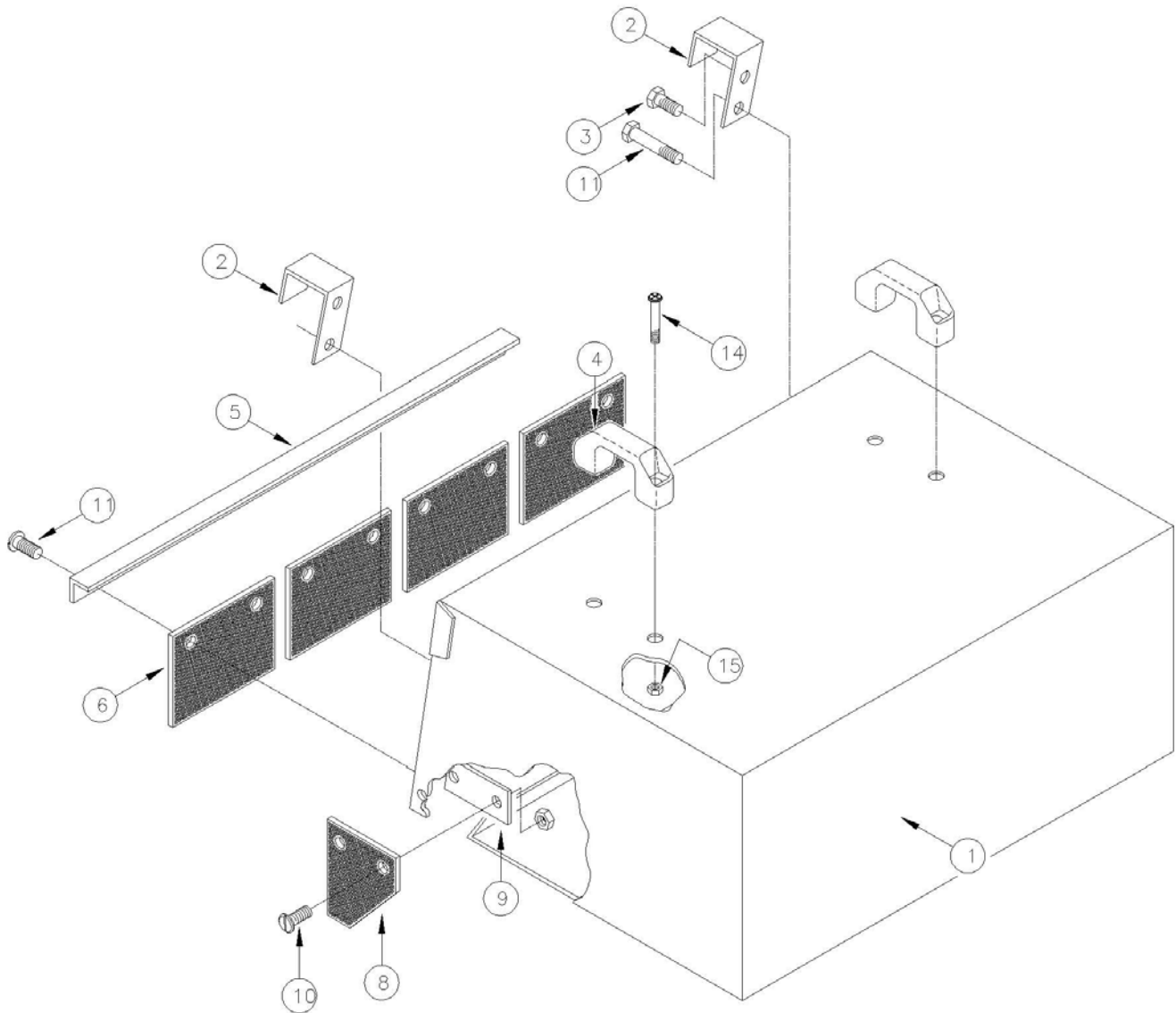
ITEM	PART NO.		DESCRIPTION	QTY
	82 SERIES	90 SERIES		
1	3322098	3343791	WELD-HOPPER	1
2	3322099	3315968	WELD-HOPPER HOOD	1
3	3300114	3300121	ASSY-LID HOPPER PNTD	1
4	3305645	3305646	FILTER-HOPPER	2
5	3300921		BAR-FILTER RET MS	4
6	3300917		MOUNT-FILTER SHAKER PNTD	2
7	3300915		RETAINER-SHAKER MOTOR PNTD	2
8	3300904		MOUNT-NEOPRENE SHAKER MTR	2
9	3300424		MOTOR-SHAKER FILTER	2
10	3400467		SCR-HEX,5/16-18X3.00 GR 5	8
11	3300375		GAS SPRING-COVER	2
12	3300376		STUD-BALL GAS SPRING	2
13	3306424		CLIPNUT-5/16-18 FULLBODY	8
14	3300205	3300188	ANGLE-HOPPER FLAP MS PNTD	1
15	3300194	3300195	FLAP-HOPPER FRONT MS	4
16	3300151		FLAP-HOPPER SIDE	2
17	3318739		WEATHERSTRIPPING-RUBBER SPONGE	18'
18	3300112	3300115	PLATE-FLAP HOPPER HD PNTD	1
19	3318073		SCR-HOPPER LID SHOULDER	4
21	3322188		INSERT-1/4-20 UNC	8
22	3400321		WASHER-LOCK-1/4 SPLIT SS	12
23	3400198		NUT-HEX 1/4-20 SS	4
24	3400059		SCR-THM 1/4-20 X .75 SS	12
25	3301053		WEIGHT ECCENTRIC PNTD	2
26	3302146		BACKING-HOPPER SIDE CORNR PLTD	1
27	3302033		HARNES-HD GROUP	1
28	3300380		LATCH ASSY. #C2-10-301-50	2
29	3306779		WELD-HOPPER PRE-CLNR RH PNTD	1
30	3306778		WELD-HOPPER PRE-CLNR LH PNTD	1
31	3307850		ISOLATOR-HOPPER FILTER	8
32	3400088		WASHER-FLAT 5/16 STANDARD ZP	8
*	3334900		POWERBOSS DECAL (NOT SHOWN)	1

END OF THIS SECTION

\* Note\* In T90 Column Where No Part Number Appears The Part Number Is The Same As T82



FRONT →



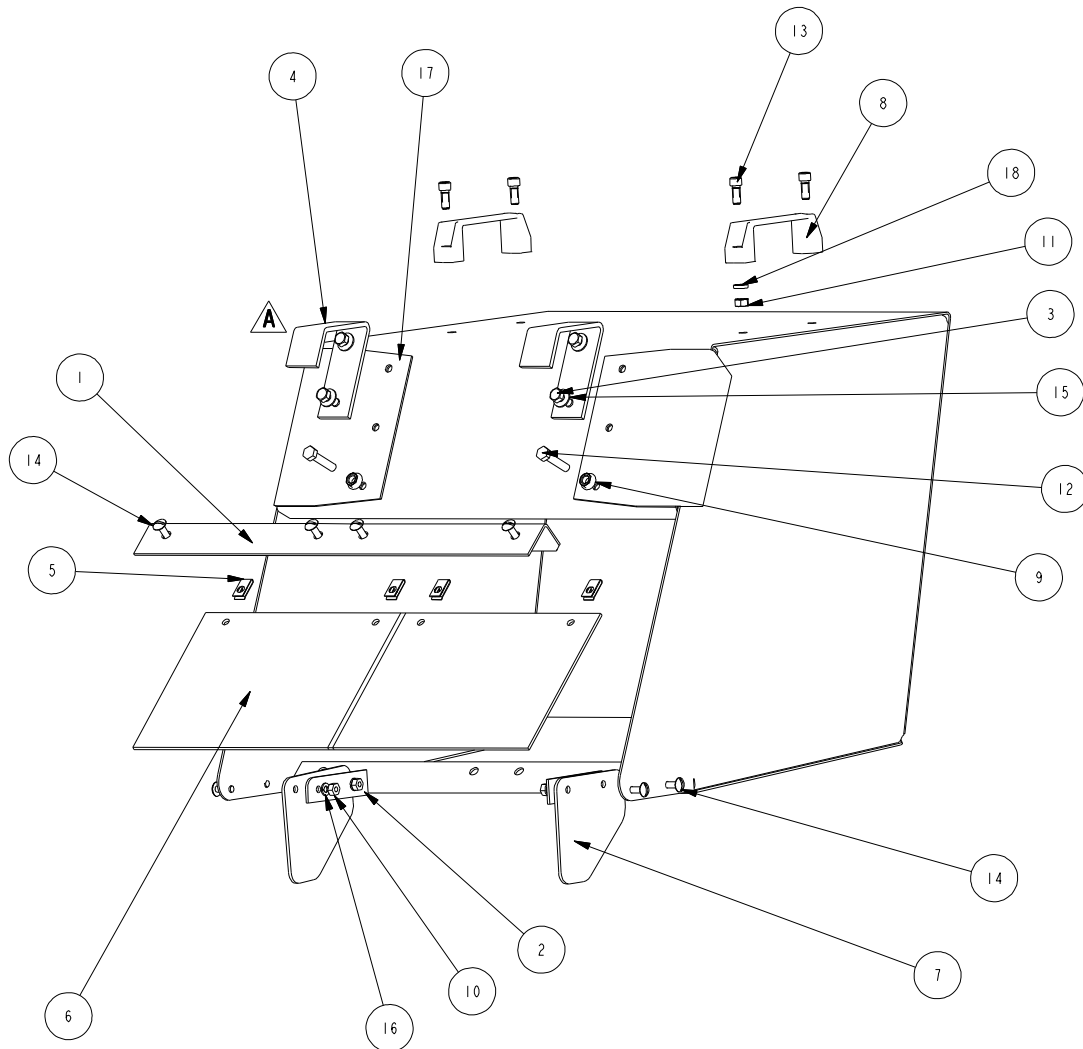


ITEM	PART NO.		DESCRIPTION	QTY
	82 SERIES	90 SERIES		
1	3301181	3301191	WELD-HOPPER	1
2	3301169		BRACKET- HOPPER RH	2
3	3400036		SCR-HEX,5/16-18X0.75 ZP	6
4	3301297		HANDLE-PLASTIC	2
5	3300205	3300188	ANGLE-HOPPER FLAP	1
6	3300194	3300195	FLAP-HOPPER FRONT	4/5
7	3322188		INSERT-1/4-20 UNC	8
8	3300151		FLAP-HOPPER SIDE	2
9	3302146		BACKING-HOPPER SIDE CORNER	2
10	3400059		SCR-THM 1/4-20 X .75 SS	12
11	3400034		SCR-HEX,5/16-18X1.25 ZP	2
12	3400070		NUT-HEX 5/16-18 ZP	12
13	3400102		WASHER-LOCK 5/16 SPLIT ZP	10
14	3400047		SCR-SOC,5/16-18X0.75 ZP	4
15	3400390		NUT-FLANGE LOCK 5/16-18	4

END OF THIS SECTION

\* Note\* In T90 Column Where No Part Number Appears The Part Number Is The Same As T82

FRONT →



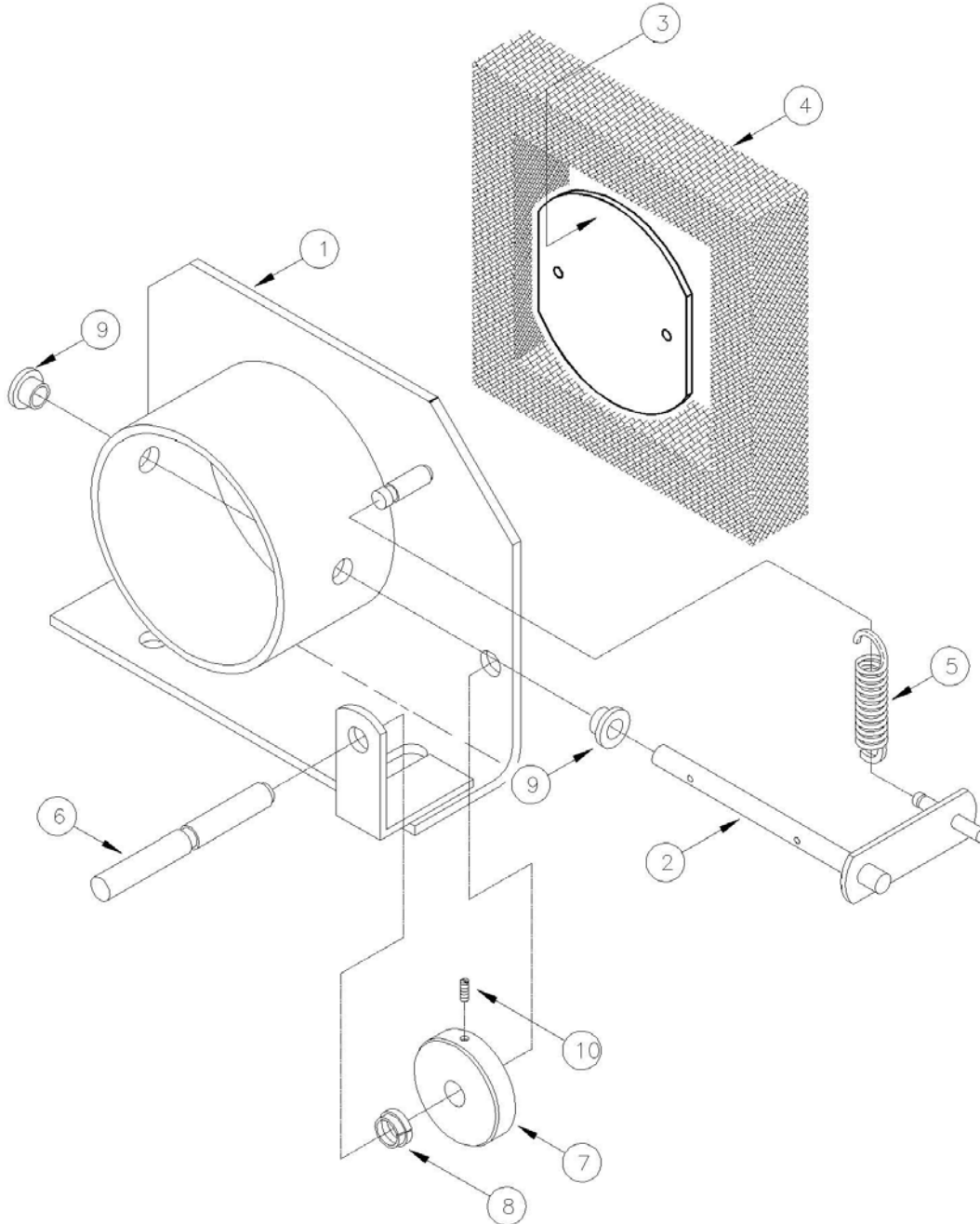
ITEM	PART NO.		DESCRIPTION	QTY
	82 SERIES	90 SERIES		
1	3343933	3343932	ANGLE-HOPPER FLAP	1
2	3302146		BACKING-HOPPER SIDE CORNER	2
3	3400036		SCR-HEX, 5/16-18x0.75	4
4	3301169		BRKT-CSS HOPPER RH	2
5	3301146		CLIPNUT-1/4-20 ZP	4
6	3307720	3343931	FLAP-HOPPER FRONT	2
7	3300151		FLAP-HOPPER SIDE	2
8	3301297		HANDLE-PLASTIC	2
9	3400390		NUT-FLANGE LOCK 5/16-18	8
10	3400198		NUT-HEX 1/4-20 SS	4
11	3400070		NUT-HEX 5/16-18 ZP	4
12	3400033		SCR-HEX,5/16-18X1.50 ZP	2
13	3400047		SCR-SOC,5/16-18X0.75 ZP	4
14	3400059		SCR-THM 1/4-20 X .75 SS	8
15	3400384		WASHER-CONICAL SPRING 5/16	4
16	3400321		WASHER-LOCK-1/4 SPLIT SS	4
17	3343918	3343925	WELD-HOPPER	1
18	3400102		WASHER-LOCK 5/16 SPLIT ZP	4

END OF THIS SECTION

\*NOTE\* - QUANTITIES ARE FOR ONE HOPPER

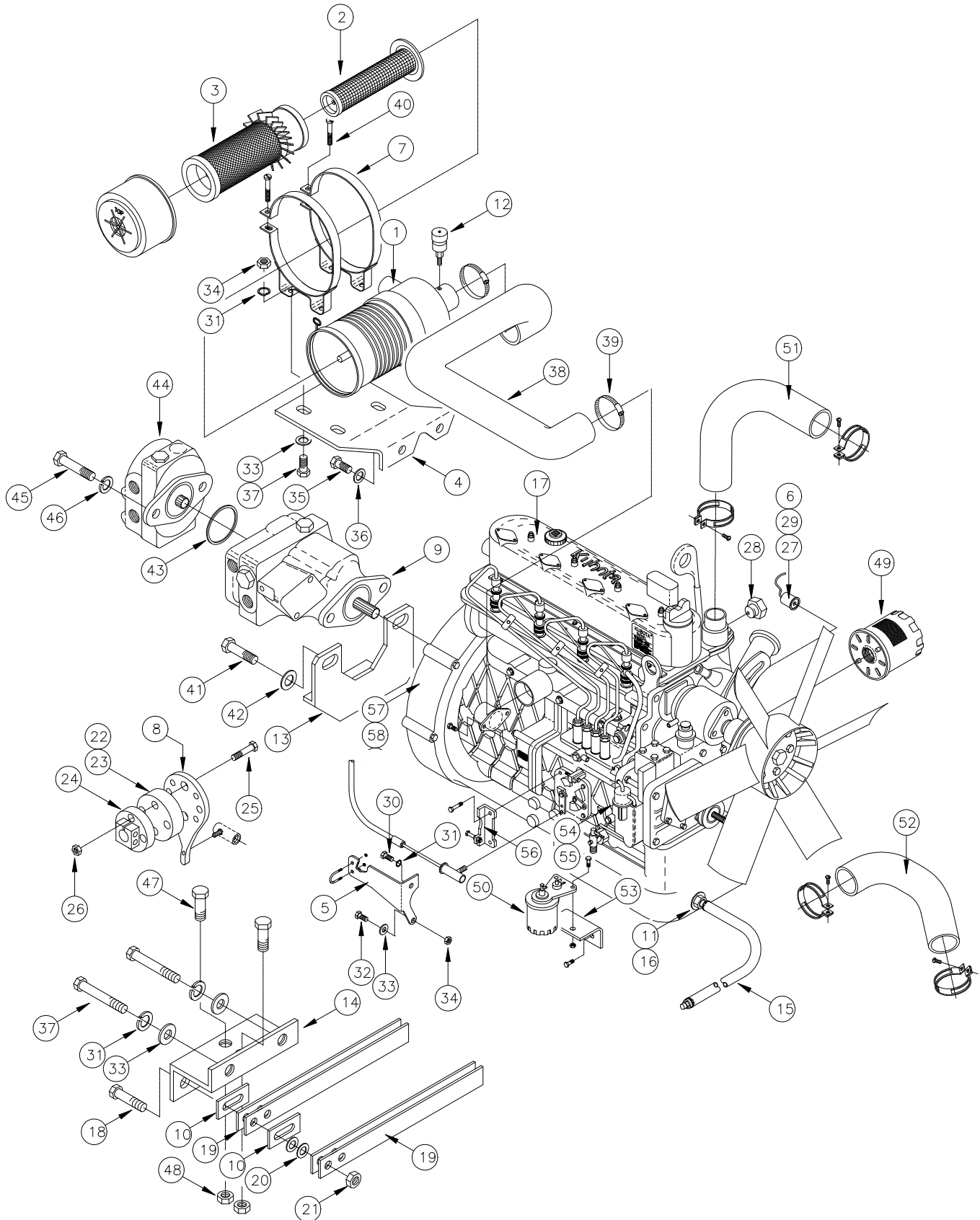
\* Note\* In T90 Column Where No Part Number Appears The Part Number Is The Same As T82

FRONT →



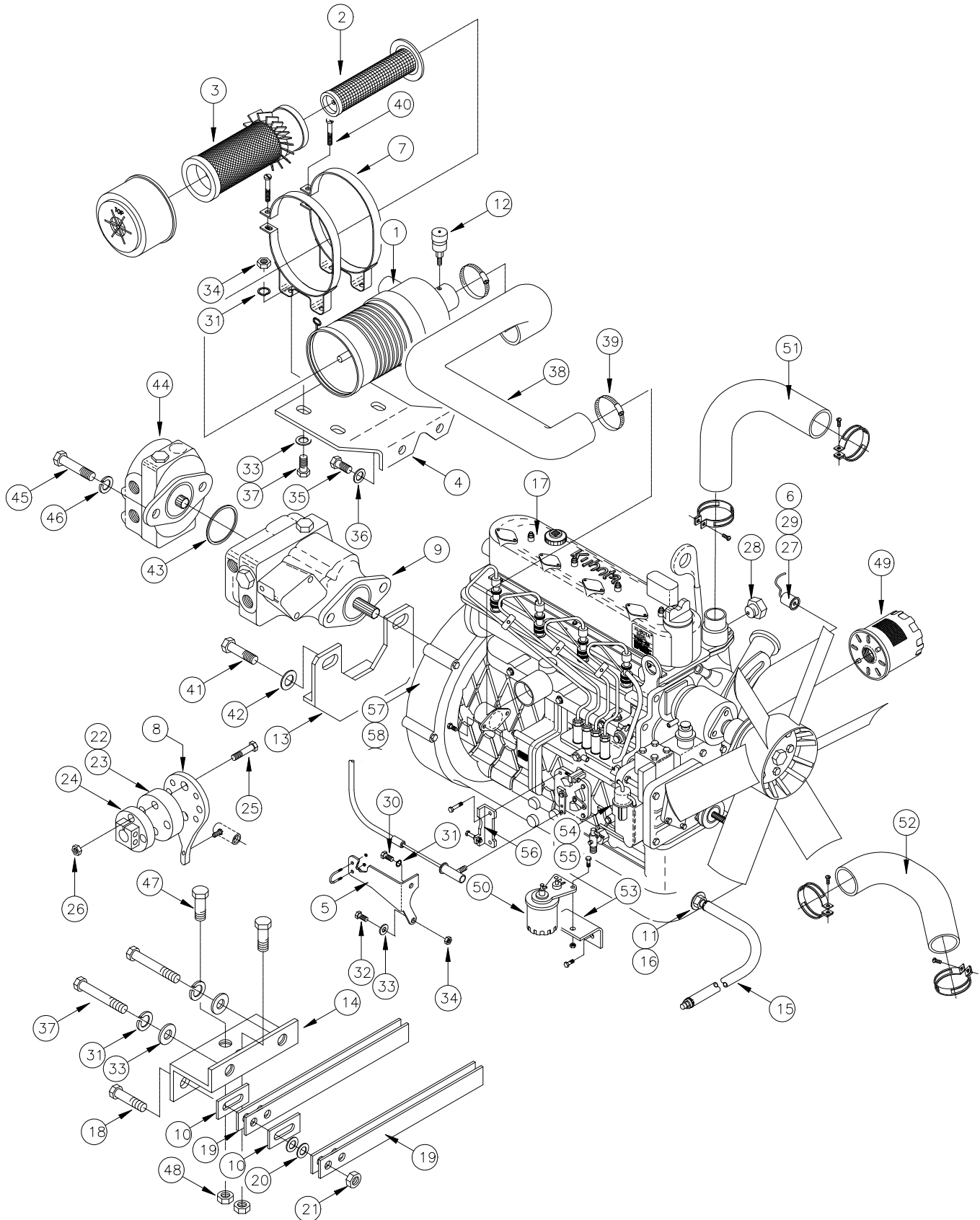
ITEM	PART NO.	DESCRIPTION	QTY
1	3343549	WELD-GASKET MNT,	1
2	3304104	WELD-DAMPER	1
3	3304103	DAMPER-GASKET MNT	1
4	3300193	GASKET-HOPPER AIR OUTLET	1
5	3304160	SPRING-EXTENTION, 2.00 LG	1
6	3304101	ROD-GASKET MNT	1
7	3304097	SPACER-GASKET MNT	1
8	3304017	BUSHING-THROTTLE NYLON	2
9	3300414	BUSHING-PLASTIC 3/8IDx1/2OD	2
10	3400341	SCR-SET,#08-32X0.44 ZP	1

END OF THIS SECTION



ITEM	PART NO.	DESCRIPTION	QTY
1	3317917	AIR CLNR-RADIAL SEAL FPG STYLE	1
2	3322572	ELEMENT-AIR CLNR/PLAST SAFETY	1
3	3321143	ELEMENT-AIR CLNR/PLASTIC	1
4	3316953	MNT-AIR CLEANER 1505 KBA	1
5	3350331	MOUNT-THROTTLE KBA 1505 DSL	1
6	3300387	SENDER-OIL PRESSURE	1
7	3300459	BAND-MTG AIR CLEANER	2
8	3301542	ARM-FWD/REV PLTD	1
9	3303581	PUMP-MAIN VD	1
10	3303918	SPACER-FWD/REV BRKT PLTD	2
11	3303961	FTG-OIL PAN DRAIN KUBOTA PLTD	1
12	3303991	INDICATOR-AIR CLEANER KIT	1
13	3312231	MNT-FWD/REV DSL SW/62 PLTD	1
14	3317517	BRKT-ADJUSTMENT FWD/REV PLTD	1
15	3500135	HOSE-1/2 ID EEC-PCV	22"
16	3302144	CLAMP-HOSE 1/2 NOM	1
17	3350384	ENGINE-B1505 KUBOTA	1
18	3400149	SCR-HEX,1/4-20X1.50 ZP	2
19	3300543	SPRING-RETURN	4
20	3400089	WASHER-FLAT 1/4 STANDARD ZP	4
21	3400081	NUT-HEX 1/4-20 ES ZP	2
22	3300526	BUMPER-RUBBER 1/4 ID X 1/8 THK	8
23	3301544	WELD-DISC FWD/REV PLTD	1
24	3301507	COUPLING-LORD DIR CNTRL	1
25	3400033	SCR-HEX,5/16-18X1.50 ZP	4
26	3400080	NUT-HEX 5/16-18 ES ZP	4
27	3301441	SENDER-TEMP A12,A15,& KUBOTA	1
28	3305640	FTG-NIPPLE 1/8BPT-1/8NPT BRASS	1
29	3301720	FTG-90 EL 1/8 FPT	1
30	3400293	SCR-HEX,10MMX1.25PX20MM ZP	1

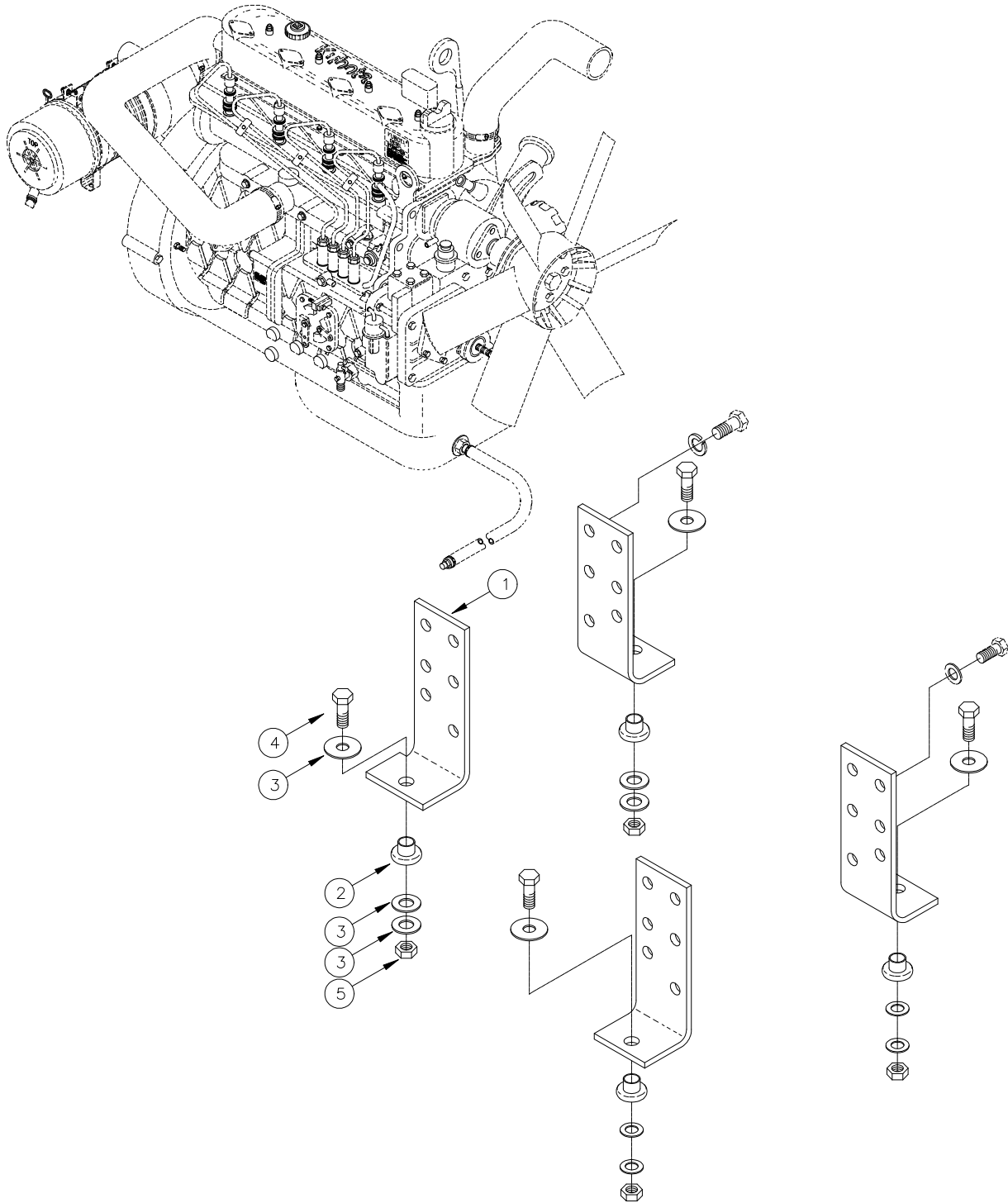
CONTINUED ON NEXT PAGE





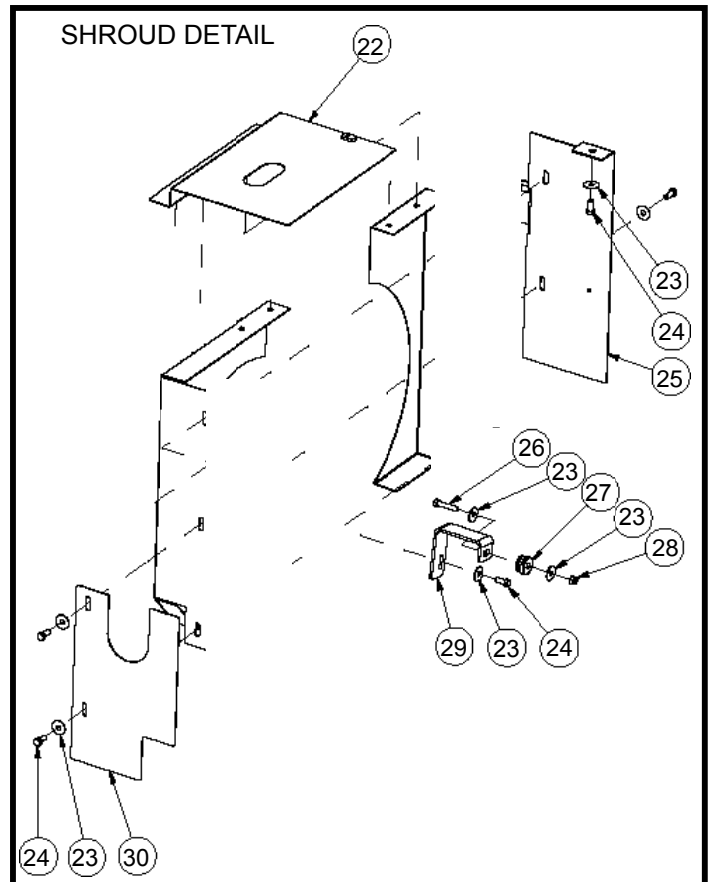
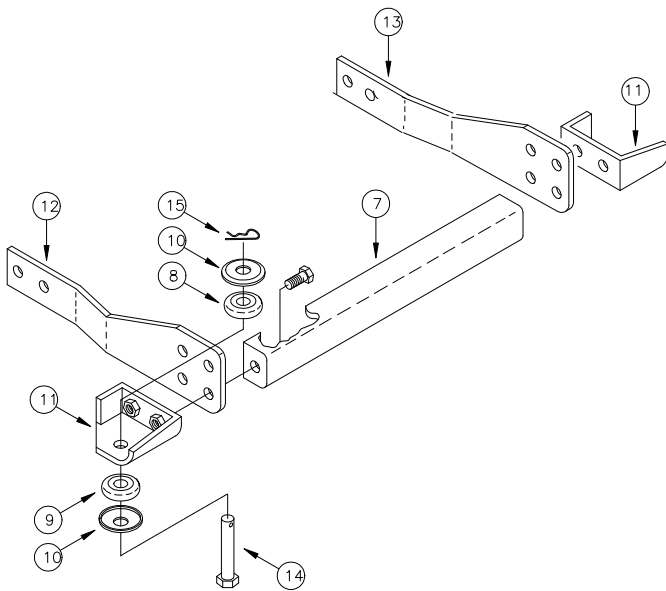
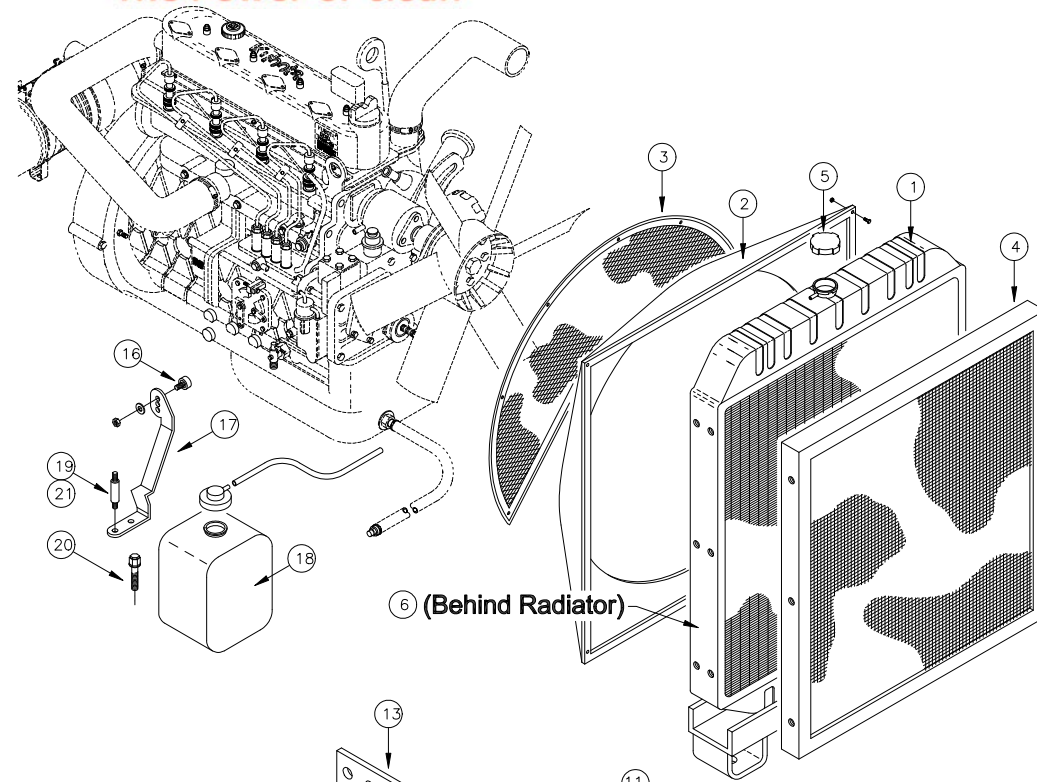
ITEM	PART NO.	DESCRIPTION	QTY
31	3400102	WASHER-LOCK 5/16 SPLIT ZP	7
32	3400034	SCR-HEX,5/16-18X1.25 ZP	1
33	3400088	WASHER-FLAT 5/16 STANDARD ZP	5
34	3400070	NUT, HEX 5/16-18 ZP	3
35	3400611	SCR-HHM 10 MM X 40 MM LG ZP	2
36	3400099	WASHER-LOCK 7/16 SPLIT ZP	2
37	3400036	SCR-HEX,5/16-18X0.75 ZP	4
38	3322108	HOSE-AIR INTAKE DSL	1
39	3044112	CLAMP-HOSE 2.50 MAX WORM	2
40	3400252	SCR-HEX,1/4-20X3.0 ZP	2
41	3400028	SCR-HEX,3/8-16X1.50 ZP	2
42	3400385	WASHER-CONICAL SPRING 3/8	2
43	3303711	O-RING STATIC SEAL 3.239 ID	1
44	3321395	PUMP-HYD IMPELLER MAIN/AUX	1
45	3400029	SCR-HEX,3/8-16X1.25 ZP	2
46	3400101	WASHER-LOCK 3/8 SPLIT ZP	2
47	3400228	SCR-HEX,5/16-24X1.5 ZP FULL TH	2
48	3400069	NUT-HEX 5/16-24 ZP	2
49	3324129	FILTER-OIL 1505/905 KUBOTA	1
50	3332613	FUEL FILTER ASSY KUBOTA	1
51	3332462	KUBOTA 1505-HOSE RAD TOP 82/90	1
52	3332463	KUBOTA 1505-HOSE RAD LOW 82/90	1
53	3332842	KBA-SP BRKT FUEL FILTER	1
54	3330692	KUBOTA 1505-FUEL PUMP ASSY	1
55	3330693	KUBOTA 1505-FUEL PUMP GASKET	1
56	3332830	KBA-SP BRKT SPEED SET	1
57	3329956	KBA 1505-HAYES COUPLING	1
58	3329957	PUMP MOUNT	1

END OF THIS SECTION



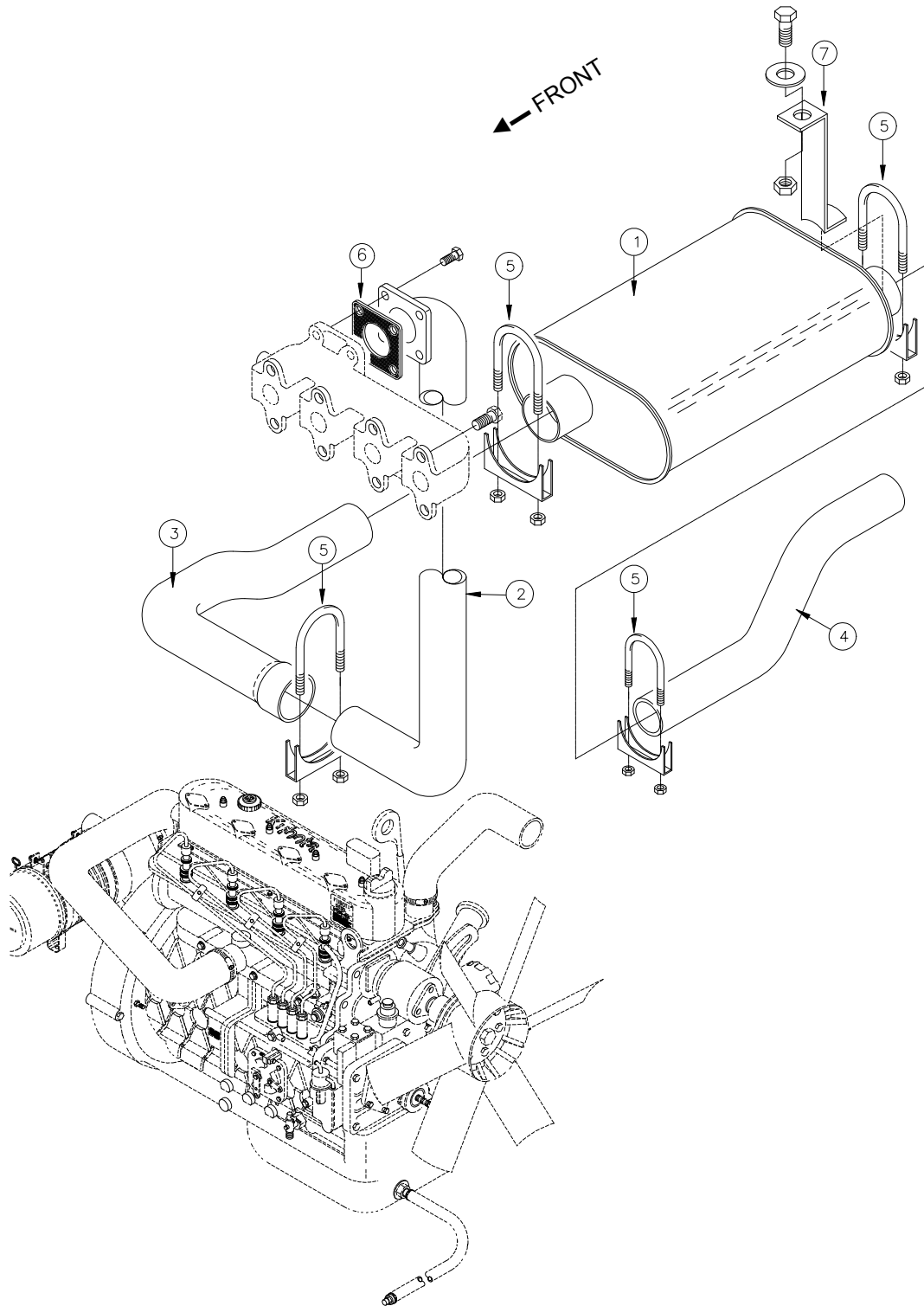
ITEM	PART NO.	DESCRIPTION	QTY
1	3332831	KBA- MOUNT	4
2	3332130	ENG ISOLATOR MNT	4
3	3400092	WASHER-FENDER 3/8 ZP	12
4	3400339	SCR-HEX,3/8-16X2.25 SS	4
5	3400079	NUT-HEX 3/8-16 ES ZP	4

END OF THIS SECTION



ITEM	PART NO.	DESCRIPTION	QTY
1	3329817	RADIATOR	1
2	3330170	SHROUD	1
3	3332832	GUARD RADIATOR	1
4	3332077	NET, RADIATOR- 210	1
5	3310005	CAP-RADIATOR	1
6	3332833	DRAIN COCK RADIATOR	1
7	3332834	BRACE MIDDLE	1
8	3332065	CUSHION- 090	2
9	3332066	ISOLATOR-RADIATOR MNT UPPER	2
10	3332835	WASHER	4
11	3330107	RADIATOR MOUNT L/H&R/H	2
12	3332836	SUPPORT PLATE	1
13	3332837	SUPPORT PLATE	1
14	3332838	BOLT	2
15	3332839	PIN	2
16	3330108	RADIATOR CENTER ISOLATOR	1
17	3330176	BRACE	1
18	3318752	TANK COOLANT	1
19	3313226	STUD	2
20	3332840	HEADBOLTS	2
21	3332841	SPACERS	2
22	3316978	SHROUD-AIR 1505 KBA TOP	1
23	3400233	WASHER-FENDER 5/16 1.00 OD	1
24	3400036	SCR-HEX, 5/16-18x0.75 Z	4
25	3316973	SHROUD-AIR 1505 KBA REAR	3
26	3400033	SCR-HEX,5/16-18X1.50 ZP	1
27	3300465	ISOLATOR-RUBBER (.375IDx.81OD)	1
28	3400080	NUT-HEX 5/16-18 ES ZP	1
29	3343550	PLT-SIDE RAD MNT, TSS82/90	1
30	3316976	SHROUD-AIR 1505 KBA FRONT	1
31	3316980	SHROUD-AIR 1505 KBA BOTTOM (NOT SHOWN)	1

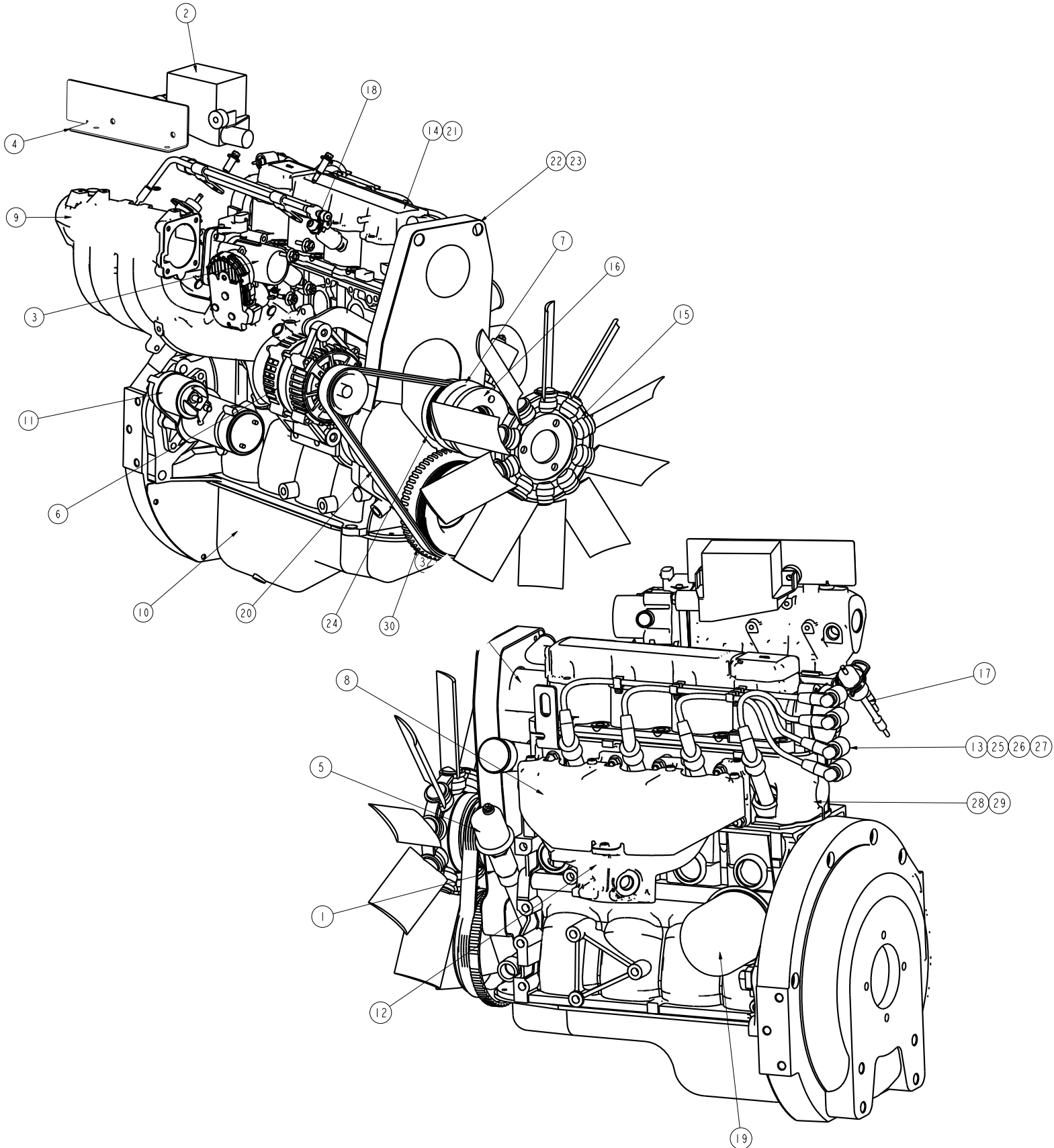
END OF THIS SECTION



ITEM	PART NO.		DESCRIPTION	QTY
	82 SERIES	90 SERIES		
1	3329737		MUFFLER	1
2	3350383		WELD-EXHAUST MANIFOLD PIPE 1505	1
3	3301639	3350381	TUBE-EXHAUST INTERMED 1505	1
4	3309049		TUBE-EXH TAILPIPE	1
5	3301640		CLAMP-EXHAUST 1 3/4	4
6	3339730		GASKET EXHAUST MANIFOLD PIPE	1
7	3332444		SUPPORT-MUFFLER	1

END OF THIS SECTION

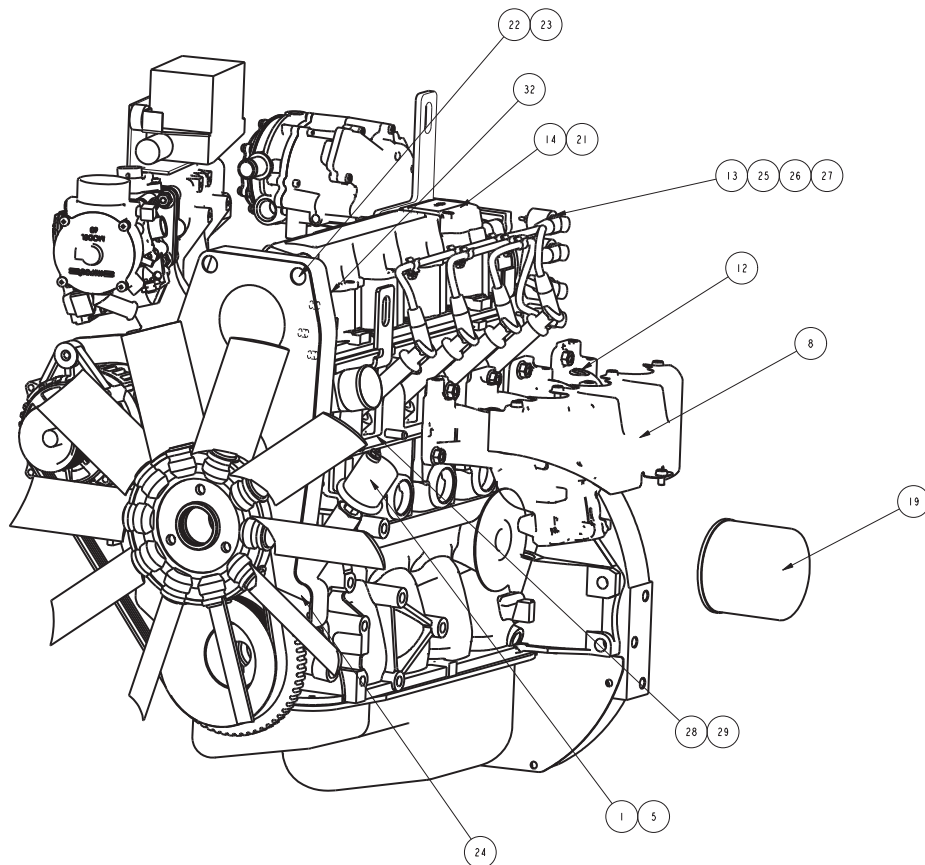
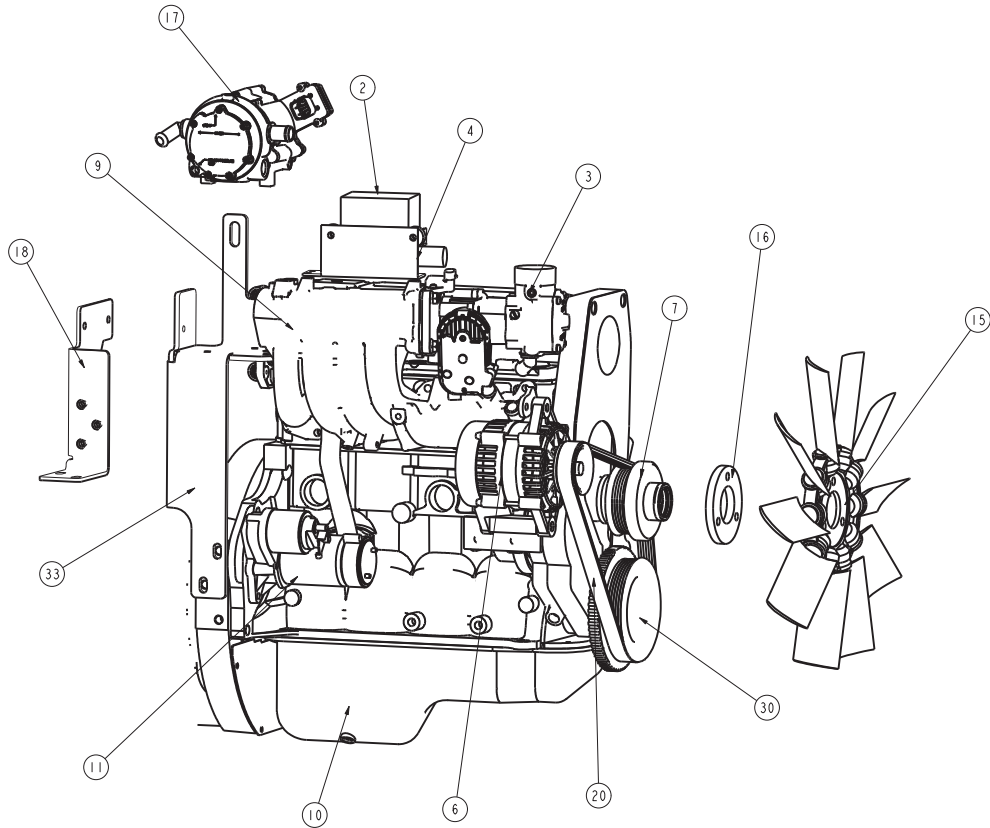
\* Note\* In T90 Column Where No Part Number Appears The Part Number Is The Same As T82





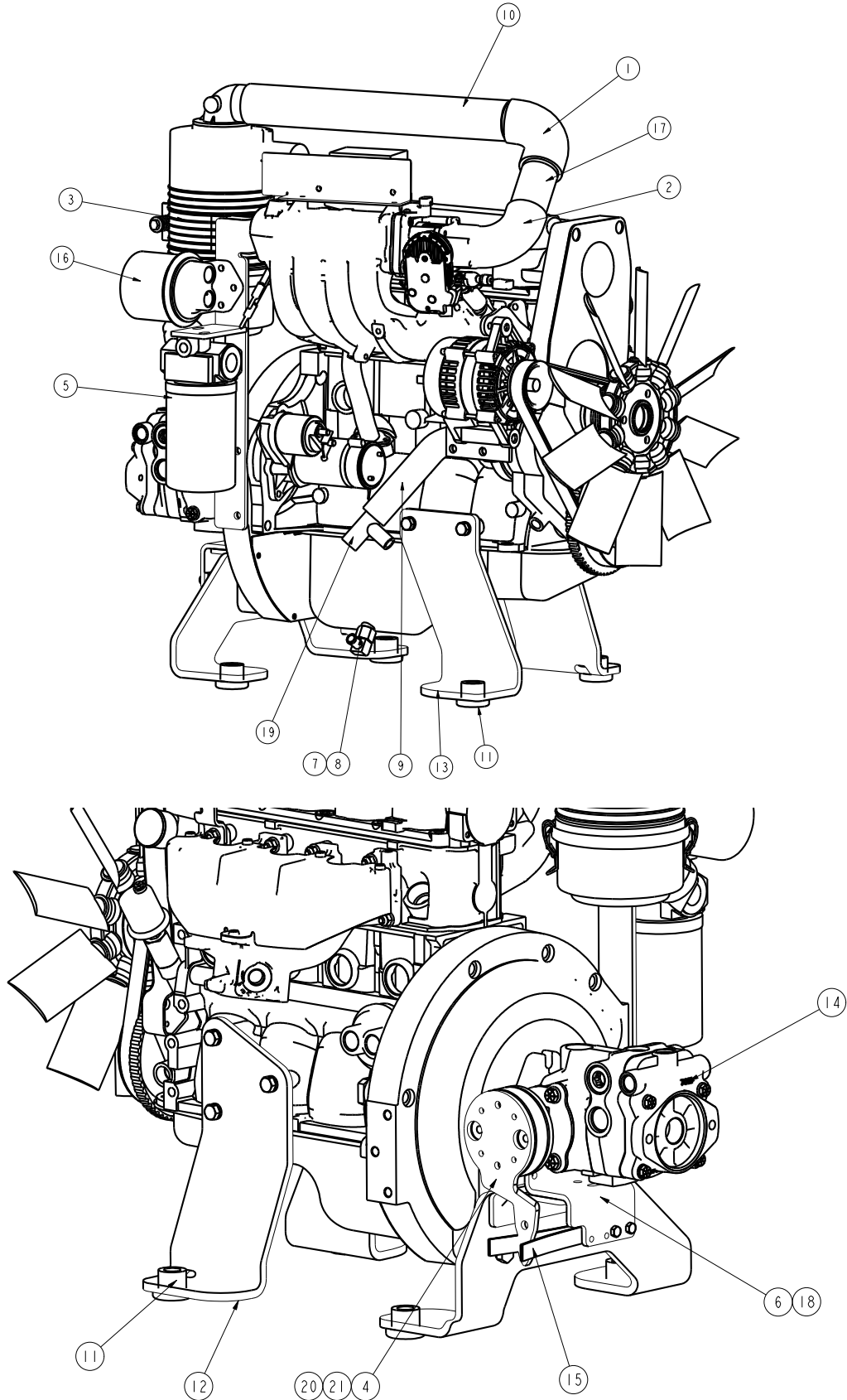
ITEM	PART NO.	DESCRIPTION	QTY
1	3342078	ADAPTER-1.6L GM OIL SENDER	1
2	3343866	BOX-FUSE, 1.6 TIER 2	1
3	3343627	THROTTLE BODY-GM 1.6L BOSCH 40	1
4	3343865	BRACKET-FUSE BOX, 1.6 TIER 2	1
5	3341069	SENDER-OIL PRESSURE 12V	1
6	3343633	ALTERNATOR-GM 1.6L 7SI (DF SUR-BELT)	1
7	3343611	PULLEY FOR FAN GM 1.6L	1
8	3343864	SHIELD-EXHAUST MANIFOLD	1
9	3343645	KIT-GM 1.6L INTAKE MANIFOLD	1
10	3343662	PAN-GM 1.6L OIL	1
11	3342333	STARTER-(2.041) GM 1.6L	1
12	3343657	MANIFOLD-GM 1.6L EXHAUST	1
13	3342410	WIRE-SPLG #1CYL GM 1.6L	1
14	3342354	COVER-CM/SHF HSG GM 1.6L	1
15	3342304	FAN-PUSHER 16" GM 1.6L	1
16	3343623	SPACER-GM 1.6L FAN PUSHER .85"	1
17	3342209	FILTER-FUEL GM 1.6/3.0	1
18	3343604	KIT-GM 1.6L FUEL GAS	1
19	3342201	FILTER-OIL (AC-DELCO #PF47) GM	1
20	3343634	BELT-GM 1.6L FAN POLY-6V 39"	1
21	3342356	GASKET-CM/SHF HSG CVR GM 1.6L	1
22	3343656	GM 1.6L TIMING BELT FRONT	1
23	3342385	BELT-TMG (111 TEETH) GM 1.6L	1
24	3343668	KIT-GM 1.6L WATER PUMP	1
25	3342411	WIRE-SPLG #2CYL GM 1.6L	1
26	3342412	WIRE-SPLG #3CYL GM 1.6L	1
27	3342413	WIRE-SPLG #4CYL GM 1.6L	1
28	3343660	HEAD-GM 1.6L CYLINDER	1
29	3342365	GASKET KIT-GM 1.6L CYLINDER HEAD	1
30	3342317	PULLEY-CR/SHF GM 1.6L	1
*	3343535	ECU-GM1.6L,GASOLINE TIER 2 (NOT SHOWN)	1

END OF THIS SECTION



ITEM	PART NO.	DESCRIPTION	QTY
1	3342078	ADAPTER-1.6L GM OIL SENDER	1
2	3343866	BOX-FUSE, 1.6 TIER 2	1
3	3343627	THROTTLE BODY-GM 1.6L BOSCH 40	1
4	3343865	BRACKET-FUSE BOX, 1.6 TIER 2	1
5	3341069	SENDER-OIL PRESSURE 12V	1
6	3343633	ALTERNATOR-GM 1.6L 7SI (DF SUR-BELT)	1
7	3343611	FAN-GM 1.6L PULLEY	1
8	3343864	SHIELD-EXHAUST MANIFOLD	1
9	3343645	KIT-GM 1.6L INTAKE MANIFOLD	1
10	3343662	PAN-GM 1.6L OIL	1
11	3342333	STARTER-(2.041) GM 1.6L	1
12	3343657	MANIFOLD-GM 1.6L EXHAUST	1
13	3342410	WIRE-SPLG #1CYL GM 1.6L	1
14	3342354	COVER-CM/SHF HSG GM 1.6L	1
15	3342304	FAN-PUSHER 16" GM 1.6L	1
16	3343623	SPACER-GM 1.6L FAN PUSHER .85"	1
17	3339858	REGULATOR-ELECT PRESS 2007 UL	1
18	3343712	WELD-MNT, EPR, TSS82/90 LP	1
19	3342201	FILTER-OIL (AC-DELCO #PF47) GM	1
20	3343634	BELT-GM 1.6L FAN POLY-6V 39"	1
21	3342356	GASKET-CM/SHF HSG CVR GM 1.6L	1
22	3343656	GM 1.6L TIMING BELT FRONT	1
23	3342385	BELT-TMG (111 TEETH) GM 1.6L	1
24	3343668	KIT-GM 1.6L WATER PUMP	1
25	3342411	WIRE-SPLG #2CYL GM 1.6L	1
26	3342412	WIRE-SPLG #3CYL GM 1.6L	1
27	3342413	WIRE-SPLG #4CYL GM 1.6L	1
28	3343660	HEAD-GM 1.6L CYLINDER	1
29	3342365	GASKET KIT-GM 1.6L CYLINDER HEAD	1
30	3342317	PULLEY-CR/SHF GM 1.6L	1
31	3343519	ECU-GM1.6L, LP TIER 2 (NOT SHOWN)	1
32	3342395	BOLT-GM 1.6L ENGINE COOL THERM HSG	1
33	3339844	BRACKET, EPR	1

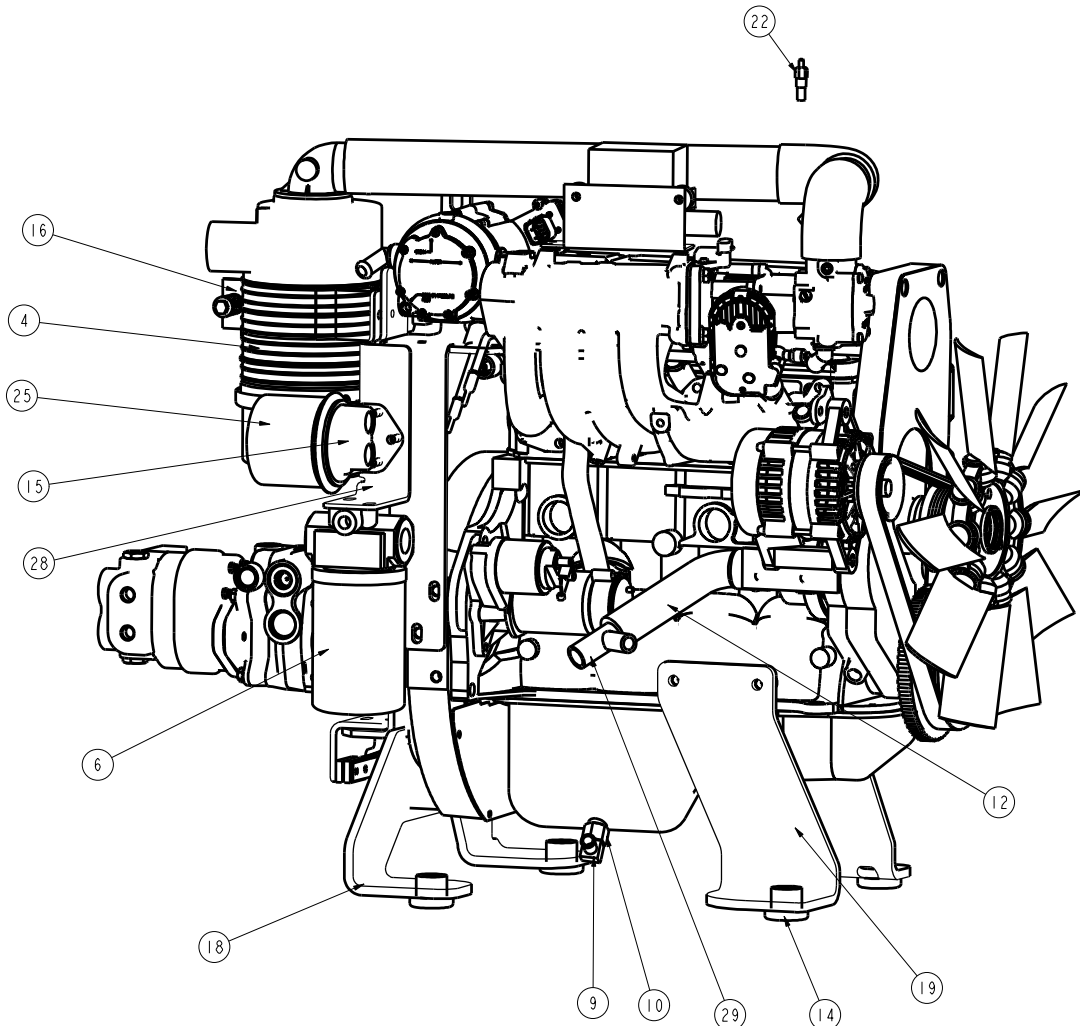
END OF THIS SECTION



ITEM	PART NO.	DESCRIPTION	QTY.
1	3343681	ADAPTER-90 ELL RUBBER 3.0X2.5	1
2	3303385	ADAPTER-90 ELL RUBBER 3.50X2.5	1
3	3317917	AIR CLEANER ASSY-5" RADIAL SEAL	1
4	3301542	ARM-FWD/REV PLTD	1
5	3300358	ASSY-HYDRAULIC FILTER	1
6	3317517	BRKT-ADJUSTMENT FWD/REV PLTD	1
7	3400190	FTG-90 ELL 1/2 TUBE TO 3/8 MPT	1
8	3303302	FTG-REDUCER 3/8 FPT X 1/4 MPT	1
9	3341793	HOSE-RADIATOR BTM SHORT	1
10	3343680	HOSE-RUBBER 2 ID X 15.63 LG	1
11	3300464	MOUNT-ISOLATION	4
12	3343541	PLT-LF ENG MNT,	1
13	3343534	PLT-RF ENG MNT,	1
14	3303581	PUMP-MAIN HYDRAULIC, VD	1
15	3300543	SPRING-FWD/REV RETURN	4
16	3342201	FILTER-OIL (AC-DELCO #PF47) GM 1.6L	1
17	3341790	WELD-2.0" AIR CLEANER	1
18	3312231	MOUNT-FWD/REV & MAIN HYD PUMP, ZP	1
19	3343582	WELD-TEE, LWR RADIATOR	1
20	3301544	WELD-DISC FWD/REV ZP	1
21	3301507	COUPLING-RUBBER, DIR CONTROL	1

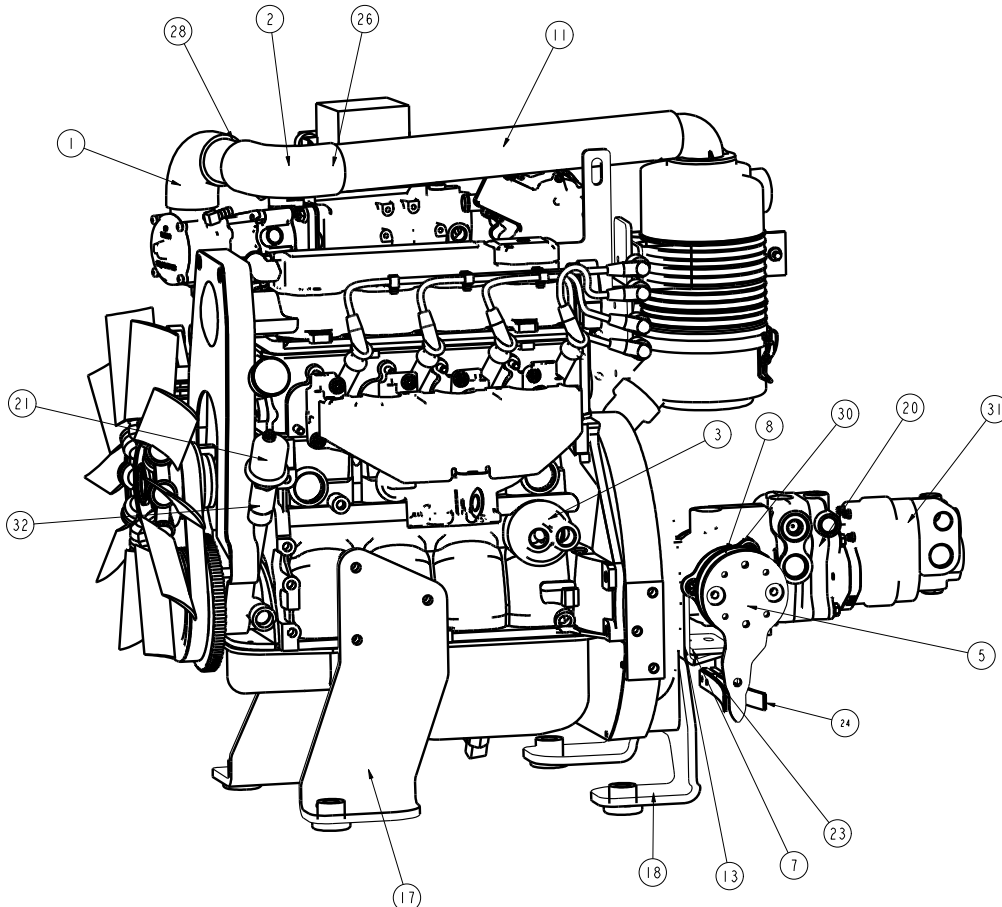
END OF THIS SECTION

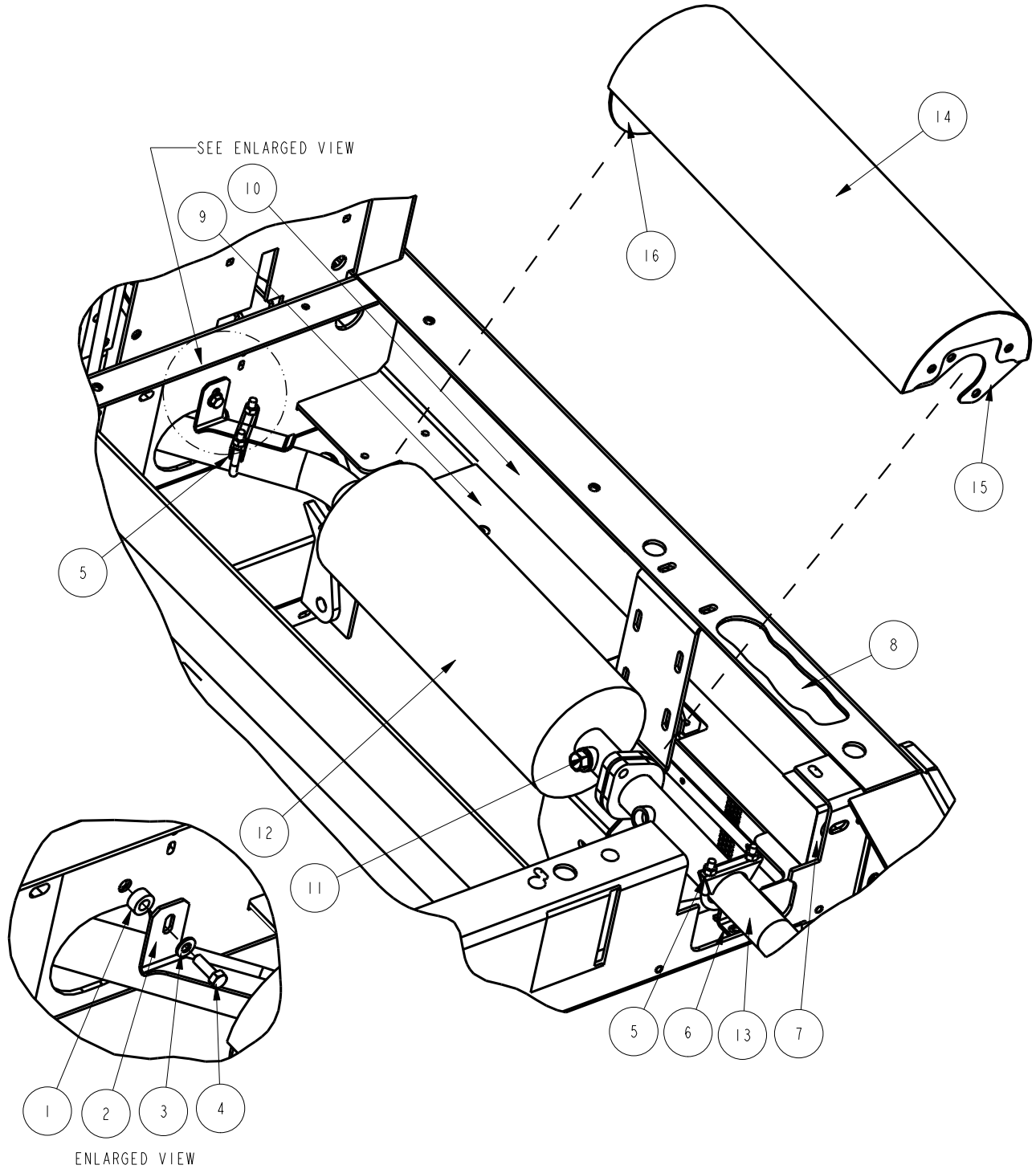
ITEM	PART NO.	DESCRIPTION	QTY
4	3317917	AIR CLEANER ASSY-5" RADIAL SEAL	1
6	3300358	ASSY-HYDRAULIC FILTER	1
9	3400190	FTG-90 ELL 1/2 TUBE TO 3/8 MPT	1
10	3303302	FTG-REDUCER 3/8 FPT X 1/4 MPT	1
12	3341793	HOSE-RADIATOR BTM SHORT	1
14	3300464	MOUNT-ISOLATION	4
15	3343683	MOUNT-REMOTE OIL FILTER	1
16	3343708	MOUNTING BAND, AIR CLEANER	1
18	3343533	PLT-REAR ENG MNT,	1
19	3343534	PLT-RF ENG MNT,	1
22	3300386	SENDER-TEMPERATURE 1/8 NPT	1
25	3342201	FILTER-OIL (AC-DELCO #PF47) GM 1.6L	1
28	3343709	WELD-MNT AIR CLNR,	1
29	3343582	WELD-TEE, LWR RADIATOR	1





ITEM	PART NO.	DESCRIPTION	QTY
1	3343731	ADAPTER-90 ELL RUBBER 3.0X2.5	1
2	3343732	ADAPTER-90 ELL RUBBER 3.0X2.5	1
3	3343683	ADAPTOR-REMOTE OIL FILTER	1
5	3301542	ARM-FWD/REV PLTD	1
7	3317517	BRKT-ADJUSTMENT FWD/REV PLTD	1
8	3301507	COUPLING - RUBBER, DIRECTIONAL CONTROL	1
11	3341789	HOSE-AIR CLEANER	1
13	3312231	MOUNT-FWD/REV & MAIN HYD PUMP, ZP	1
17	3343541	PLT-LF ENG MNT,	1
20	3303581	PUMP-MAIN HYDRAULIC, VD	1
21	3341069	SENDER-OIL PRESSURE 12V	1
23	3303918	SPACER-FWD/REV BRACKET ZP	2
24	3300543	SPRING-FWD/REV RETURN	4
26	3304641	TUBE-AIR INTAKE	1
28	3341790	WELD-2.0" AIR CLEANER	1
30	3301544	WELDMENT - DISC FWD/REV ZP	1
31	3321397	PUMP-HYDRAULIC AUX W/FLOW DIR	1
32	3342078	ADAPTER-1.6L GM OIL SENDER	1



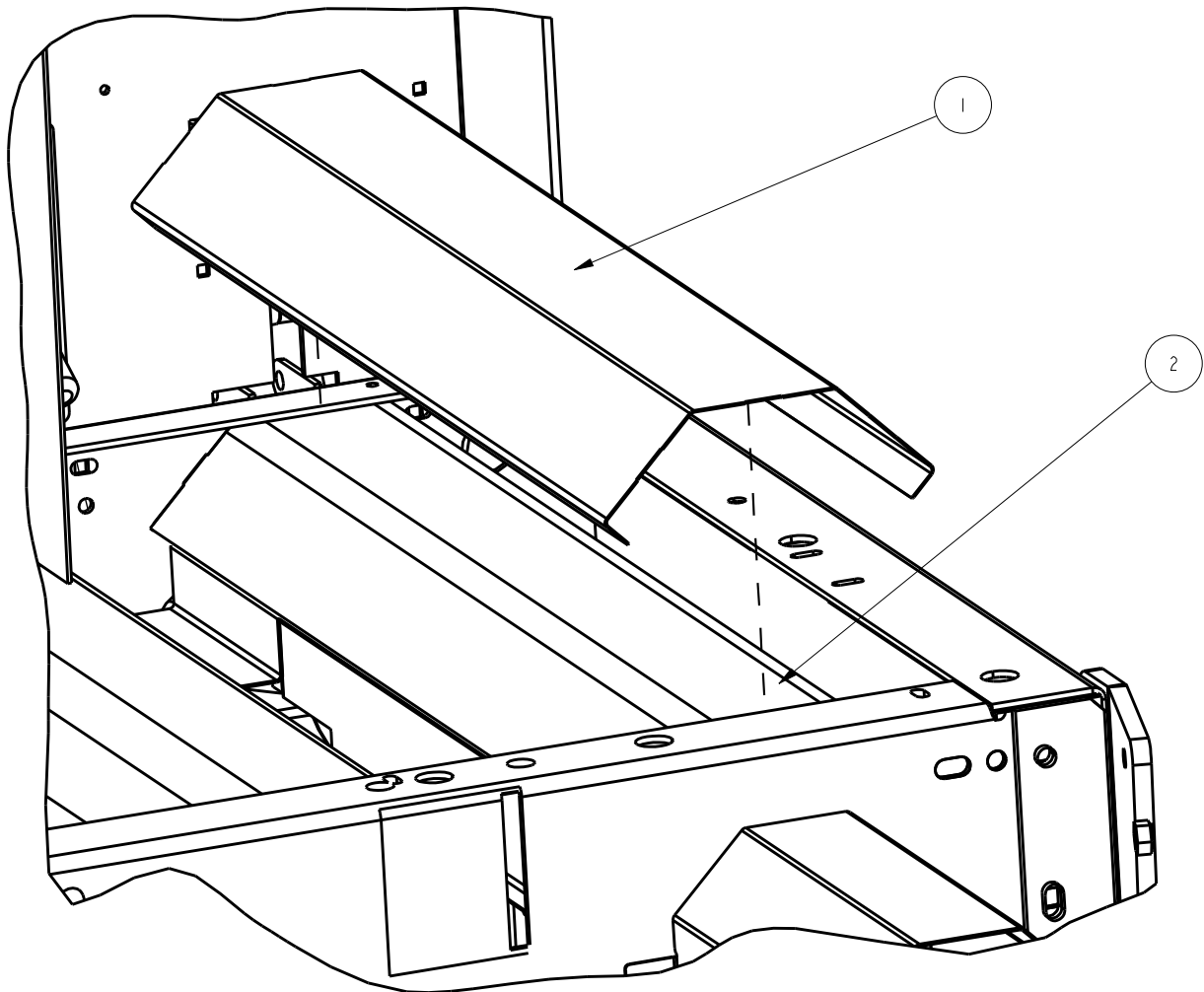




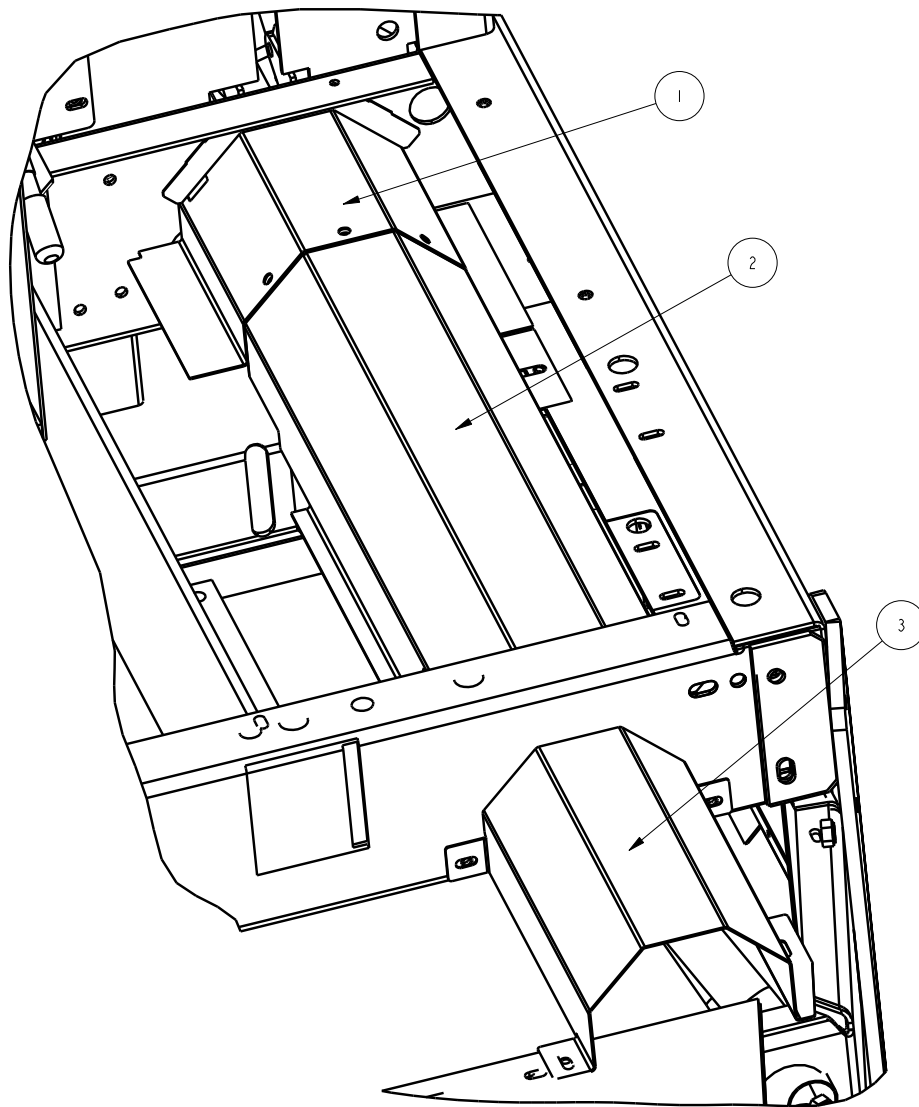
ITEM	PART NO.		DESCRIPTION	QTY
	82 SERIES	90 SERIES		
1	3301085		SPACER-FRONT BUMPER PLTD	1
2	3336009		BRKT-HANGER HEADER PIPE	1
3	3400088		WASHER-FLAT 5/16 IDx.688 ODx.0	1
4	3400035		SCR-HEX,5/16-18X1.00 ZP	1
5	3301640		CLAMP-EXHAUST 1 3/4	1
6	3344029		SUPPORT, EXHAUST PIPE	1
7	3336051		BARRIER-HEAT REFLECT, CHANNEL REAR	1
8	3336049		BARRIER-HEAT REFLECT, CHANNEL TOP	1
9	3336050		BARRIER-HEAT REFLECT, CHANNEL BTM	1
10	3336048		BARRIER-HEAT REFLECT, CHANNEL WEB	1
11	3344028		PLUG, STL., M18X1.5, O2 SENSOR	1
12	3350056		MUFFLER-GM 1/6 L TIER 2 CAT	1
13	3344025	3344026	WELD-TAILPIPE	1
14	3344044		WELD-CATCOVER	1
15	3344042		WELD-MTG PLATE, CATCOVER, REAR	1
16	3344040		WELD-MTG PLATE, CATCOVER, FRONT	1

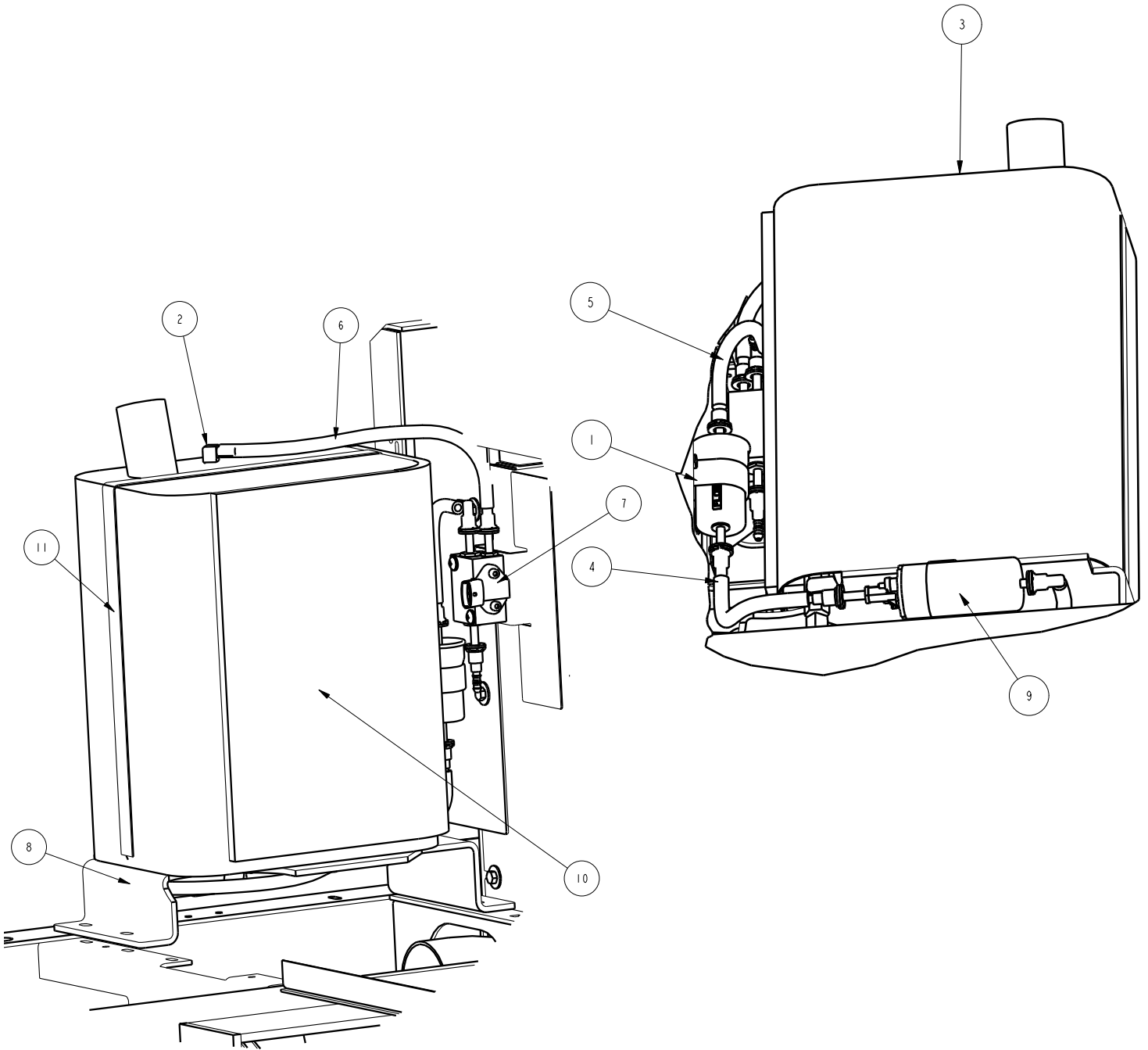
END OF THIS SECTION

ITEM	PART NO.	DESCRIPTION	QTY
1	3336011	WELD-COVER HEAT BLANKET CAT/MUFFLER	1
2	3336044	INSUL- HEAT BLNKT CAT/MUFFLER	1



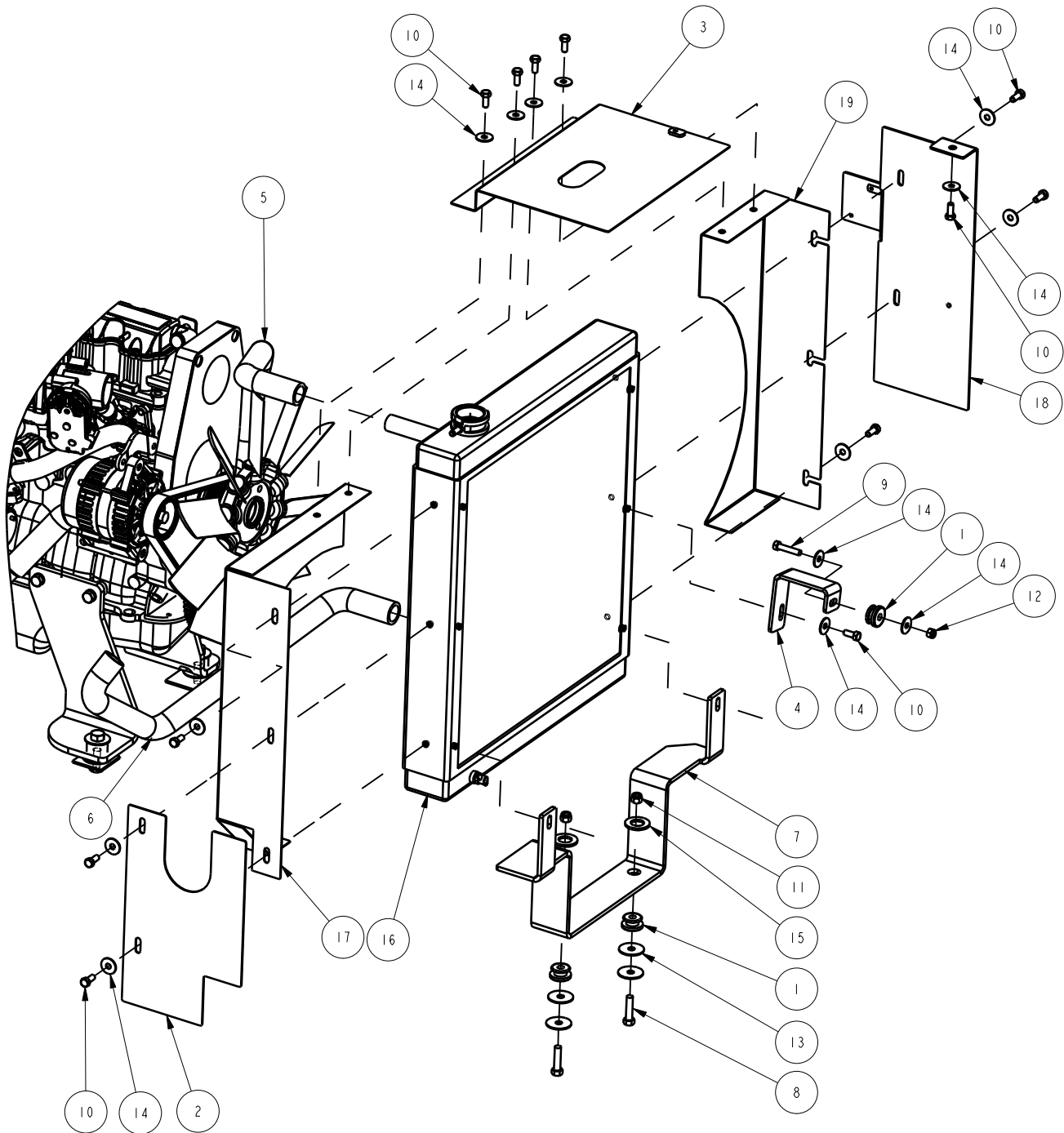
ITEM	PART NO.	DESCRIPTION	QTY
1	3336013	SHIELD-HEAT FRONT CAT/MUFFLER	1
2	3336012	SHIELD-HEAT CAT/MUFFLER	1
3	3344031	SHIELD-HEAT, TAILPIPE	1





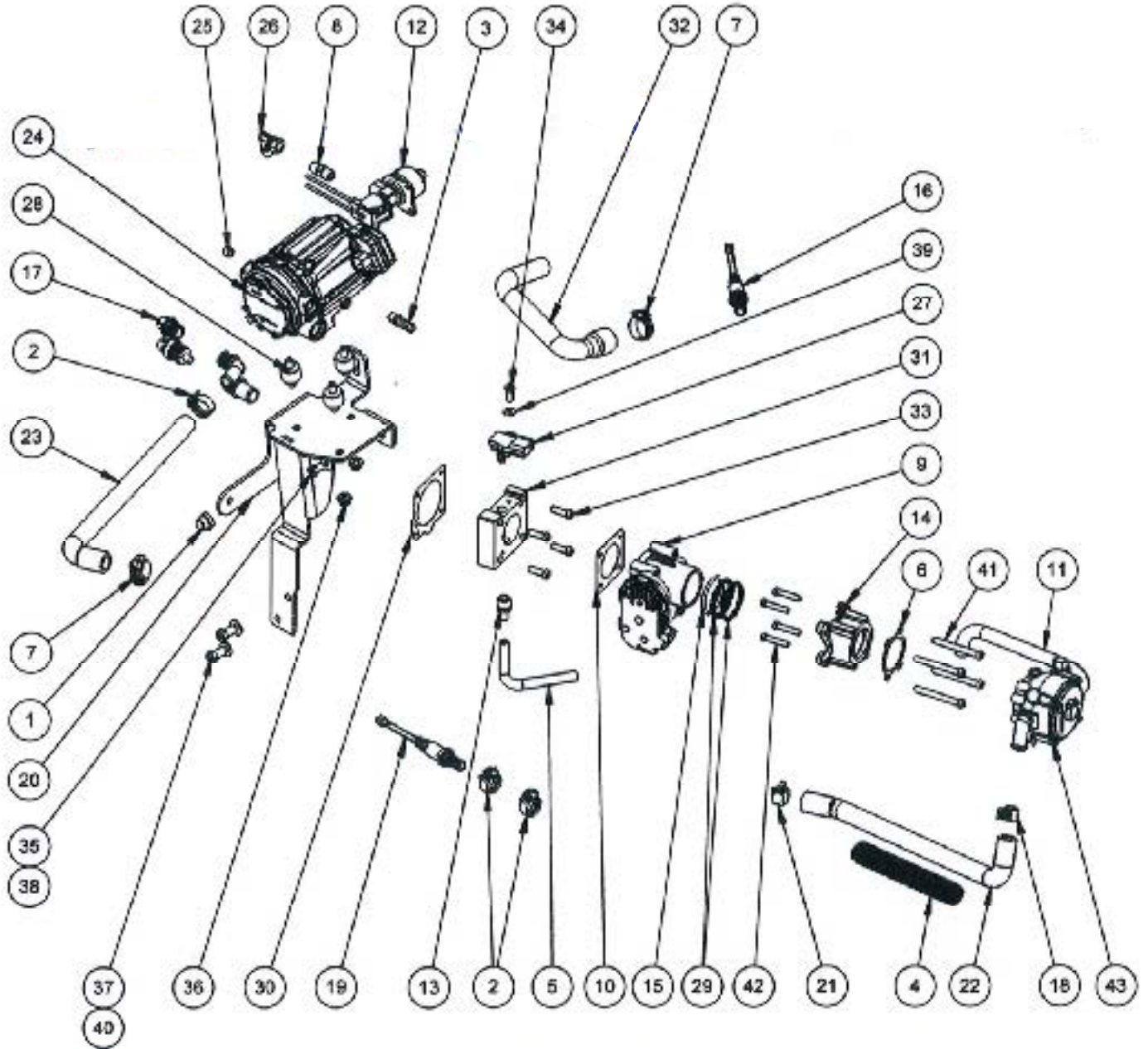
ITEM	PART NO.	DESCRIPTION	QTY
1	3342209	FILTER-FUEL GM 1.6/3.0	1
2	3402006	FTG-90 ELL 5/16 HOSE X 1/8 NPT	2
3	3343725	ASSY-FUEL TANK, GAS,	1
4	3343565	HOSE-FUEL, 5/16 ID X 8 LG, SAE30R7	1
5	3343566	HOSE-FUEL, 5/16 ID X 9.25 LG, SAE30R7	1
6	3343571	HOSE-FUEL, 5/16 ID X 14.5 LG, SAE30R7	1
7	3343617	MANIFOLD-FUEL TEMP/RETURN	1
8	3343562	PLT-BASE, FUEL TANK,	1
9	3343536	PUMP-FUEL GM1.6L & GM3.0	1
10	3343568	SHIELDING-HEAT, SIDE FUEL TANK	1
11	3315620	WELD-STRAP GAS TANK	1

END OF THIS SECTION



ITEM	PART NO.	DESCRIPTION	QTY
1	3300465	ISOLATOR-RUBBER (.375IDx.81OD)	3
2	3343542	PLT-FRONT RAD SHIELD, TSS82/90	1
3	3343544	WELD-TOP RAD SHIELD, TSS82/90	1
4	3343550	PLT-SIDE RAD MNT, TSS82/90	1
5	3343583	HOSE-RADIATOR, TOP TSS82/90	1
6	3343584	HOSE-RADIATOR, BOTTOM TSS82/90	1
7	3343788	BRKT-MOUNT, RADIATOR, TSS/CSS	1
8	3400028	SCR-HEX,3/8-16x1.50 ZP	2
9	3400033	SCR-HEX,5/16-18X1.50 ZP	1
10	3400036	SCR-HEX, 5/16-18x0.75 ZP	6
11	3400079	NUT-HEX 3/8-16 ES ZP	2
12	3400080	NUT-HEX 5/16-18 ES ZP	1
13	3400092	WASHER-FENDER 3/8 ZP 1.50 ODx.0	4
14	3400233	WASHER-FENDER 5/16 1.00 OD	8
15	3400091	WASHER-FENDER 1/2 ZP	2
16	3343554	RADIATOR-EPS-3047	1
17	3343546	WELD-RAD SHROUD, FRONT, TSS82/90	1
18	3343590	WELD-SHIELD, REAR RAD, TSS82/90	1
19	3343679	WELD-RAD SHROUD, REAR, TSS82/90	1

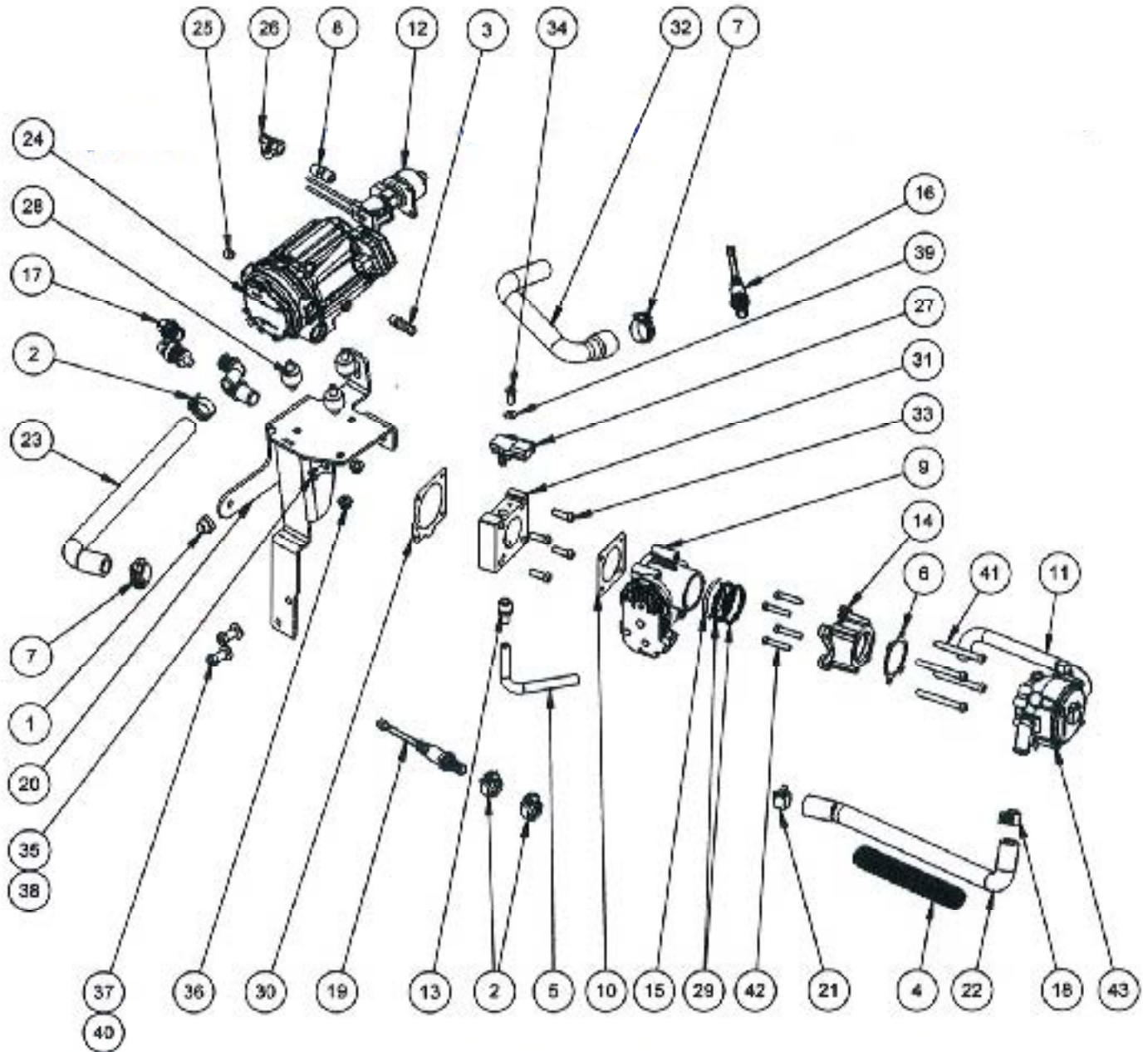
END OF THIS SECTION





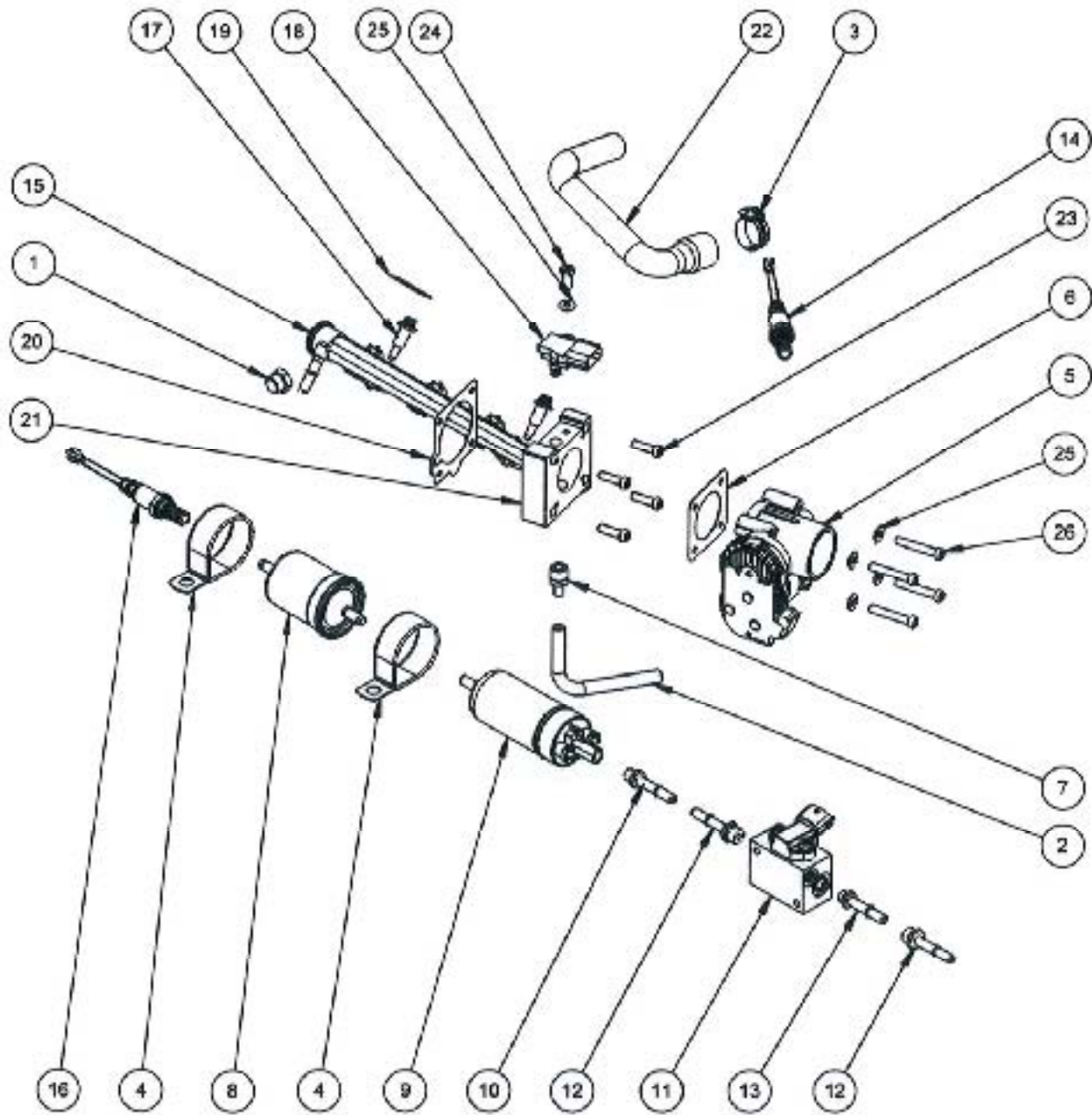
ITEM	PART NO.	DESCRIPTION
1	3339831	PLUG-M16 INTAKE MANIFOLD GM T2
2	3339843	CLAMP-WORM DRIVE (1/2" WIDTH) HOSE CLAMP (SAE 10) 9/16 TO 1-1/16 GM
3	3339844	FTG-1/8MPT X 3/8 HOSE BARB GM
4	3339845	LOOM-SPLIT 1" GM T2
5	3339832	HOSE-VACUUM 7/32" GM T2
6	3339846	GASKET-ADAPTER GM T2
7	3339833	CLAMP-WORM DRIVE (1/2" WIDTH) HOSE CLAMP (SAE 12) 11/16 TO 1-1/4 GM
8	3339847	NIPPLE-1/4 NPT X 1-3/8 HEX GM T2
9	3339822	THROTTLE BODY-40MM GM T2
10	3339834	GASKET-4 BOLT, TB GM T2
11	3339848	HOSE-FUEL 3/8 DIA. GM
12	3339849	VALVE-LOCK-OFF GM T2
13	3339835	FTG-VAC M16-1.5-6H GM T2
14	3339850	ADAPTER- GM T2 LP
15	3339851	O-RING-MXR ADPTR 40MM/100 GM T2
16	3343629	SENSOR,02 NKT S3 @ MANIFOLD
17	3339852	FTG-KIT, EPR GM T2
18	3339853	CLAMP-5/8, HOSE (SPRING TYPE) GM T2
19	3343630	SENSOR,02 POST CAT
20	3339854	BRKT-WELDMENT, REGULATOR MOUNT GM T2
21	3339855	CLAMP-3/4, HOSE (SPRING TYPE) GM T2
22	3339856	HOSE-MOLDED FUEL GM T2 LP
23	3339857	HOSE-MOLDED FUEL GM T2 LP #2
24	3339858	REGULATOR-ELECT PRESS 2007 UL GM T2

CONTINUED ON NEXT PAGE



ITEM	PART NO.	DESCRIPTION
25	3339859	PLUG-1/8NPT X 3/16 INTERN HEX GM T2
26	3339860	FTG-1/4NPT X 1/4-18 CONNECTOR GM T2
27	3339836	SENSOR-T MAP GM T2
28	3339861	ISOLATOR-EPR GM T2
29	3339862	SEAL-QUAD MXR ADPTR 40MM/100 GM T2
30	3339837	GASKET-INTAKE MANIFOLD/ADAPTER GM T2
31	3339838	ADAPTER-INTAKE/THROTTLE BODY GM T2
32	3339839	HOSE-BREATHER GM T2 GAS/LP
33	3339840	BOLT-M6 X 1.0 X 25, SKT HD BOLT, GR 12.9 V GM T2
34	3339841	BOLT-1/4-20 X 3/4 HX HD BOLT GR5 GM T2
35	3339863	BOLT-M8 X 1.25 X 15 HX HD BOLT GR 8.8 GM T2
36	3339864	NUT-M8 X 1.25 , HX NUT FLANGED GM T2
37	3339865	BOLT-3/8-16 X 3/4 HX HD BOLT, GR 5 GM T2
38	3339866	WASHER-5/16 FLAT WASHER (HARDENED) GM T2
39	3339842	WASHER-1/4 FLAT WASHER (HARDENED) GM T2
40	3339867	WASHER-3/8 FLAT WASHER (HARDENED GRL9)BOLT-M6 X 1/0 X 70 SKT HD BOLT GM T2
41	3339868	BOLT-M6 X 1.0 X 70, SKT HD BOLT GM T2
42	3339869	BOLT-M5-0.8 X 35 SKT HD BOLT GM T2
43	3339870	MIXER-CERTIFIED GM T2

END OF THIS SECTION

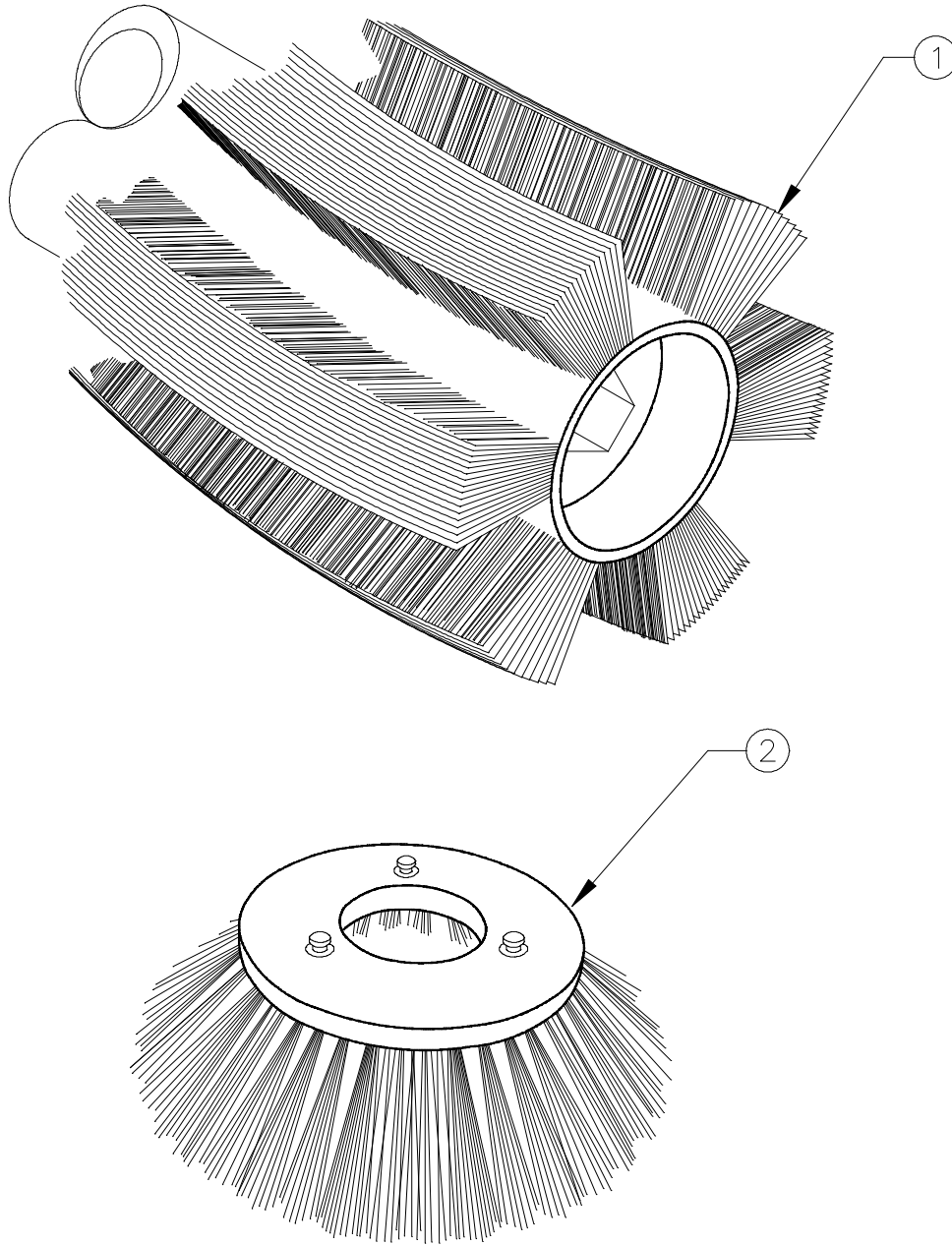


ITEM	PART NO.	DESCRIPTION
1	3339831	PLUG-M16 INTAKE MANIFOLD GM T2 GAS/LP
2	3339832	HOSE-VACUUM 7/32" GM T2 GAS/LP
3	3339833	CLAMP-WORM DRIVE (1/2" WIDTH) HOSE CLAMP (SAE 12)
4	3339821	CLAMP-2.25" GM T2 GAS (SP)
5	3339822	THROTTLE BODY-40MM GM T2 GAS
6	3339834	GASKET-4 BOLT, TB GM T2 GAS/LP
7	3339835	FTG-VAC M16-1.5-6H GM T2 GAS/LP
8	3342209	FUEL FILTER
9	3343536	FUEL PUMP
10	3339823	FTG-& GASKET FOR FUEL PUMP GM T2 GAS
11	3339824	MANIFOLD-FUEL TEMP/RETURN GM T2 GAS
12	3339825	FTG-(-6) STOR 5/16 SAE J2044 GM T2 GAS
13	3339826	FTG-(-3) STOR 5-16 SAE J2044 GM T2 GAS
14	3343629	SENSOR O2 @ MANIFOLD
15	3339827	RAIL-FUEL GM T2 GAS
16	3343630	SENSOR O2 POST CAT
17	3339828	BOLT-SPECIAL FUEL RAIL GM T2 GAS
18	3339836	SENSOR-T MAP GM T2 GAS/LP
19	3339829	LABEL-UL RECOGNIZED FOR PART 32501263 GM T2 GAS
20	3339837	GASKET-INTAKE MANIFOLD/ADAPTER GM T2 GAS/LP
21	3339838	ADAPTER-INTAKE/THROTTLE BODY GM T2 GAS/LP
22	3339839	HOSE-BREATHER GM T2 GAS/LP
23	3339840	BOLT-M6 X 1.0 X 25, SKT HD BOLT, GR 12.9 V GM T2 GAS/LP
24	3339841	BOLT-1/4-20 X 3/4 HX HD BOLT GR5 GM T2 GAS/LP
25	3339842	WASHER-1/4 FLAT WASHER (HARDENED) GM T2 GAS/LP
26	3339830	SCR-M6 X 1.0 X 45 SKT HD GM T2 GAS

END OF THIS SECTION



SIDE BROOM,MAIN BROOM



**SIDE BROOM,MAIN BROOM**

ITEM	PART NO.	DESCRIPTION	QTY
1	3305818	BROOM-48"HIGH DEN FIBER & WIRE	1
1	3305812	BROOM-48" NYLON	1
1	3305665	BROOM-48" HIGH DENSITY NYLON	1
1	3305814	BROOM-48" NYLON CHEVRON (PATROL)	1
1	3315315	BROOM-48"STIFF NYLON	1
1	3305663	BROOM-48" PROEX & WIRE	1
1	3305824	BROOM-48" CRINKLE WIRE	1
1	3332456	BROOM-48" STIFF POLY & WIRE	1
2	3300308	BROOM-SIDE 24" WHITE NYLON	1
2	3300306	BROOM-SIDE 24" DIA. BLACK POLY	1
2	3300309	BROOM-SIDE 26" WHITE NYLON	1
2	3300307	BROOM-SIDE 26" BLACK POLY	1
2	3300311	BROOM-SIDE 26" WIRE	1

**Main Broom User's Guide**

**Proex & Wire** - Slightly encrusted soilage & dusty conditions. High heat.

**Nylon** - General purpose broom with long life bristles.

**Poly Proex** - All purpose broom that stands up well on rough surfaces.

**High Density Nylon** - Highly effective for small particle soilage. Severe dust environments.

**Crinkle Wire** - Stiff bristles for compacted grime, oil, grease or mud. Fair to good broom life.

**Natural Fiber & Wire** - Good all around broom. Good for high heat applications.

**Side Broom User's Guide**

**Poly** - Stiff bristles for aggressive sweeping of mainly heavy litter. Not suited for high heat.

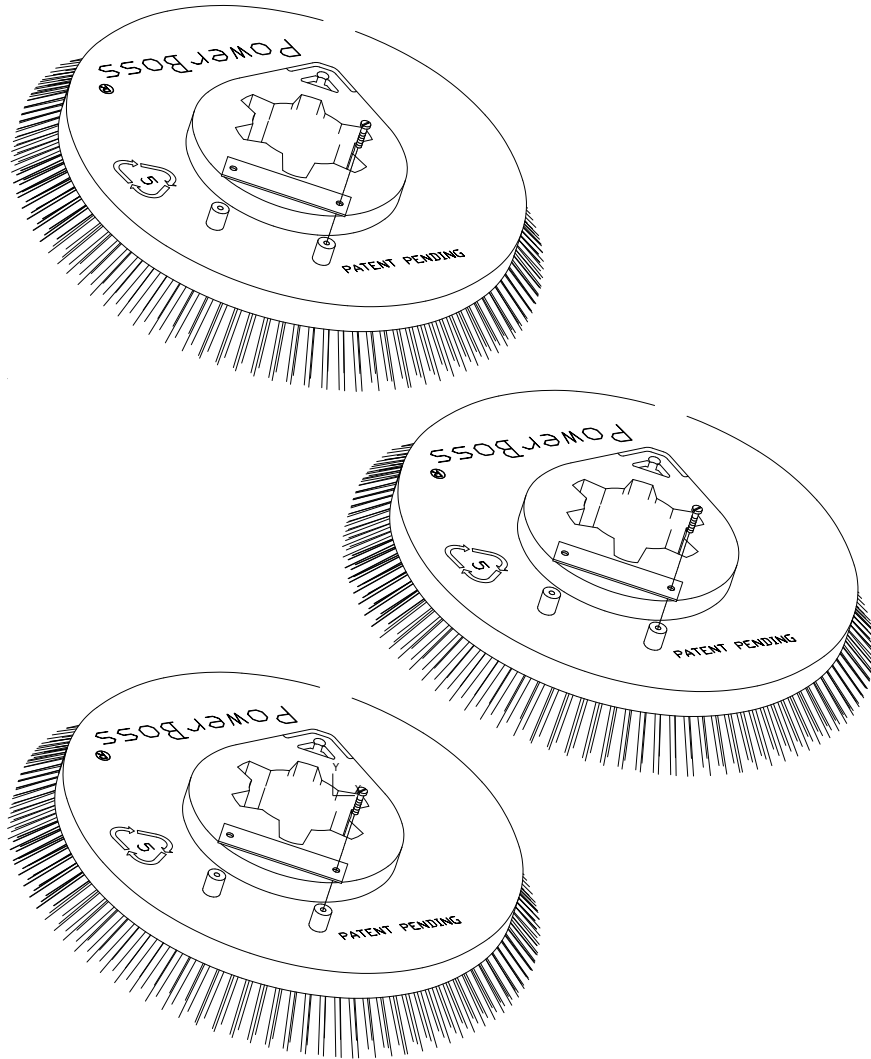
**Nylon** - Provides longest life. Recommended for tough sweeping jobs.

**Wire (flat)** - For areas of heavy grease build up or scarifying action. Used in high heat applications.



SCRUB BRUSHES

FRONT →



**SCRUB BRUSHES**

ITEM	PART NO.		DESCRIPTION	QTY
	82 SERIES	90 SERIES		
1	3313135	3313136	BRUSH-SCRUB NYLON	3
1	3315386	3315385	POWER DRIVE POWERGRIT120AGS	3
1	3313127	3313128	POWER DRIVE POWERGRIT 46HDS	3
1	3313125	3313126	POWER DRIVE POWERGRIT 80S/S	3
1	3332544	3332545	BRUSH MID GRIT	3
1	3313131	3313132	BRUSH-SCRUB WIRE	3
1	3315494	3315495	BRUSH PWR DRIVE W/PAD HOLDER	3

**Scrub Brush User's Guide**

**PowerGrit 46 HDS** - Heavy Duty Scrubbing,Maximun Stripping Power

**PowerGrit 80 S/S** - Heavy Soil,Black Tire Mark Remover

**PowerGrit 120 AGS** - Aggressive General Scrubbing, Tile,Concrete

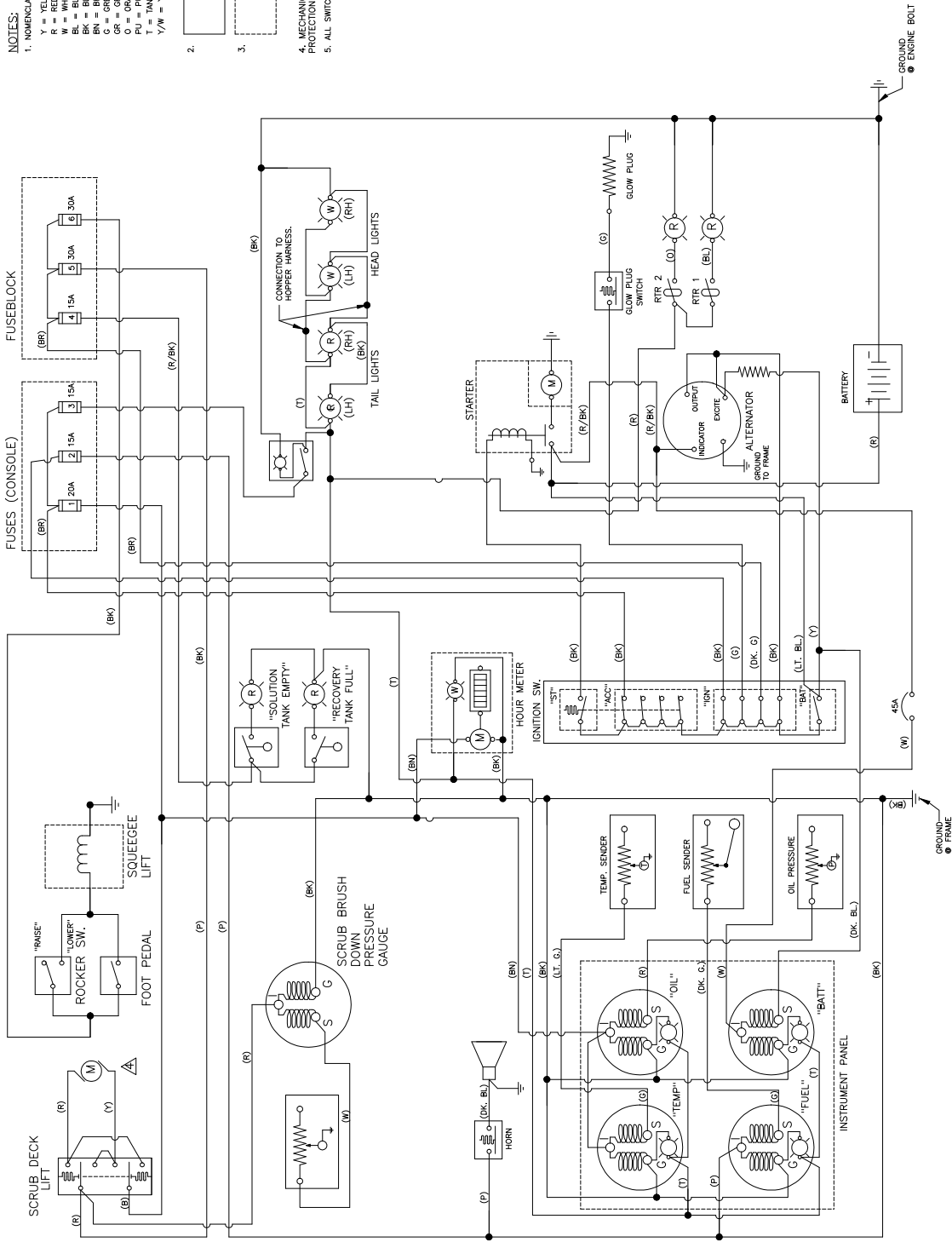
**MidGrit 180** - Slightly More Aggressive Than Nylon, Med.Soil,

**Nylon** - Light soil,Sealed or Unsealed Concrete,Wood.Tile Surfaces

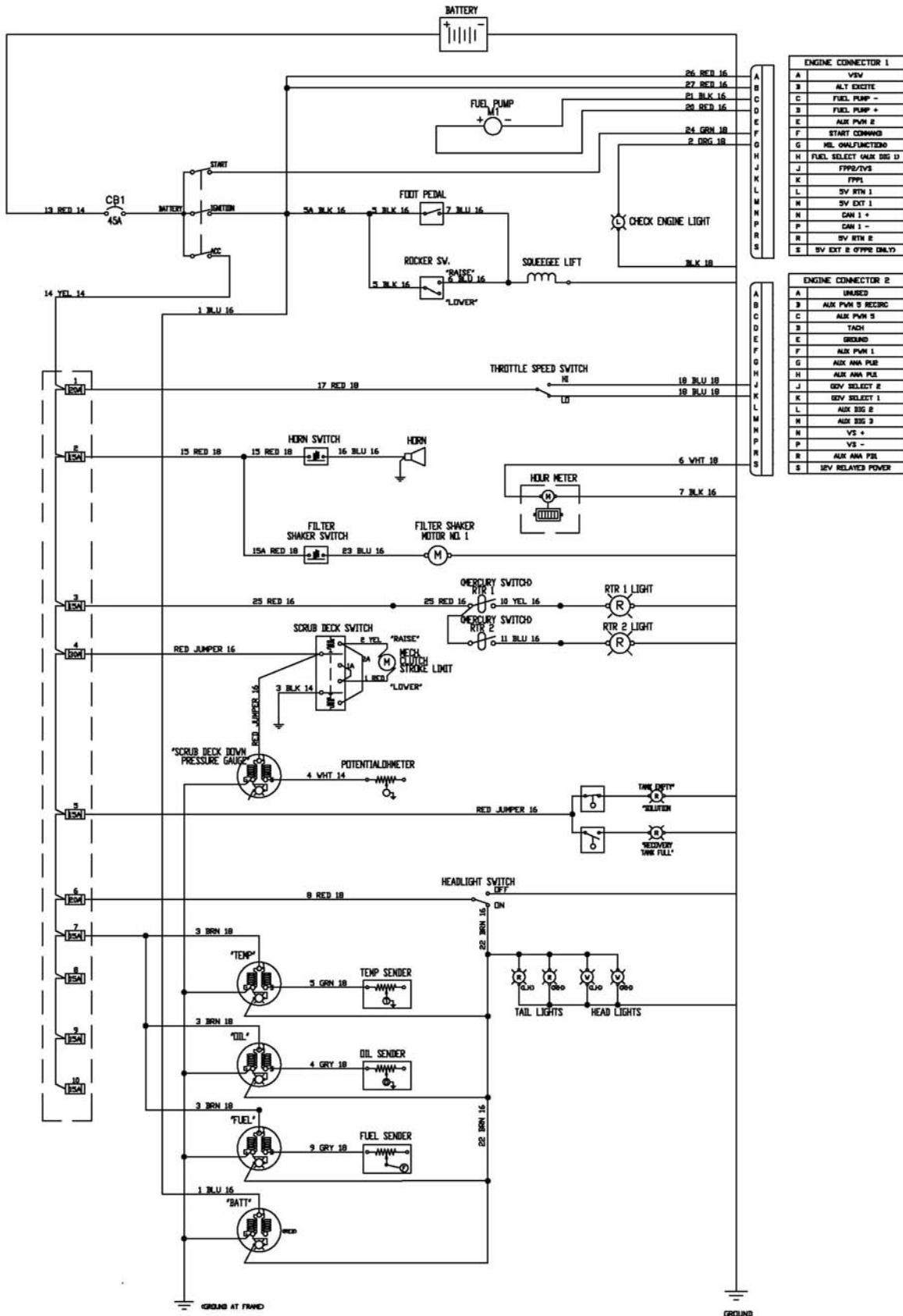
**Wire** - Scarify, Packed On Dry Soil

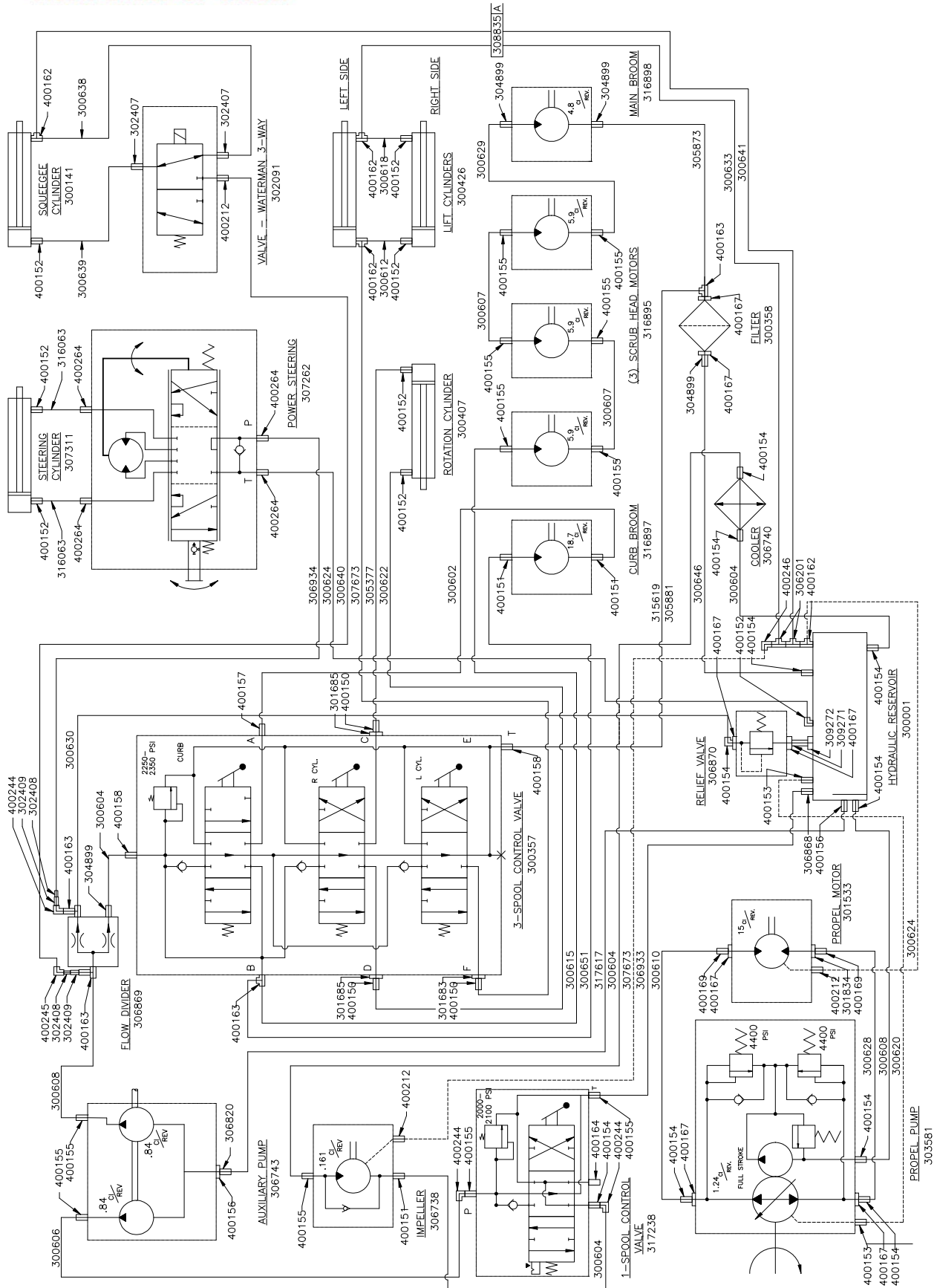
**NOTES:**

1. NOMENCLATURE FOR WIRE COLORS:  
 Y = YELLOW  
 R = RED  
 W = WHITE  
 BL = BLUE  
 BK = BLACK  
 BR = BROWN  
 G = GREEN  
 GR = GREY  
 P = PURPLE  
 T = TAN  
 Y/W = YELLOW WITH WHITE STRIPE (TYPICAL NOMENCLATURE FOR STRIPED WIRE).
2. ACTUAL COMPONENT TEXT INSIDE THIS BOX IS TYPICALLY STAMPED ON COMPONENT.
3. GROUPING OF RELATED COMPONENTS.
4. MECHANICAL CLUTCH END-OF-STROKE PROTECTION.
5. ALL SWITCHES SHOWN IN OFF POSITION.



3082331A





**Revision F**  
**Effective November 1, 2008**  
**PowerBoss Made Simple Industrial Limited Warranty**

Minuteman International, owner of PowerBoss, warrants to the original purchaser/user that the product is free from defects in workmanship and materials under normal use. PowerBoss will, at its option, repair or replace without charge, parts that fail under normal use and service when operated and maintained in accordance with the applicable operation and instruction manuals. All warranty claims must be submitted through and approved by factory authorized repair stations.

This warranty does not apply to normal wear, or to items whose life is dependent on their use and care. Parts not manufactured by PowerBoss are covered by and subject to the warranties and/or guarantees of their manufacturers. Please contact Minuteman International for procedures in warranty claims against these manufacturers.

**Special warning to purchaser** -- Use of replacement parts not manufactured by PowerBoss or its designated licensees will void all warranties expressed or implied. A potential health hazard exists without original equipment replacement.

All warranted items become the sole property of Minuteman International or PowerBoss or its original manufacturer, whichever the case may be.

PowerBoss disclaims any implied warranty, including the warranty of merchantability and the warranty of fitness for a particular purpose. PowerBoss assumes no responsibility for any special, incidental or consequential damages.

This limited warranty is applicable only in the U.S.A. and Canada, and is extended only to the original user/purchaser of this product. Customers outside the U.S.A. and Canada should contact their local distributor for export warranty policies. PowerBoss is not responsible for costs or repairs performed by persons other than those specifically authorized by PowerBoss. This warranty does not apply to damage from transportation, alterations by unauthorized persons, misuse or abuse of the equipment, use of non-compatible chemicals, or damage to property, or loss of income due to malfunctions of the product. If a difficulty develops with this machine, you should contact the dealer from whom it was purchased.

This warranty gives you specific legal rights, and you may have other rights, which vary from state to state. Some states do not allow the exclusion or limitation of special, incidental or consequential damages, or limitations on how long an implied warranty lasts, so the above exclusions and limitations may not apply to you.

IC Sweepers	Ninety Days	One Year	One Year	Through Manufacturer	2 Years Parts + Labor (or 2000 Hours)
Battery Scrubbers	Ninety Days	Two Years	Three Years	N/A	3 Years Parts + Labor (or 3000 Hours)
<b>Riders</b>					
Battery Scrubbers	Ninety Days	Two Years	Three Years/2000 hrs	N/A	3 Years Parts + Labor (or 3000 Hours)
IC Sweeper/Scrubbers	Ninety Days	Six Months	Two Years/2000 hrs	Two Years/3000 hrs**	2 Years Parts + Labor (or 2000 Hours)
IC Sweepers	Ninety Days	Six Months	Four Years/3000 hrs	Five Years/3000 hrs**	4 Years Parts + 2 Years Labor (or 4000 Hours)
<b>Exceptions</b>					
Apex Series Sweeper	Ninety Days	One Year	One Year/1000 hrs	One Year/1000 hrs**	2 Years Parts + Labor (or 2000 Hours)
6X Sweeper	Ninety Days	Six Months	Two Years/2000 hrs	Two Years/2000 hours**	2 Years Parts + Labor (or 2000 Hours)

<b>Tank Bladders</b>	Eight years/ no additional labor
<b>Polypropylene plastic tanks</b>	Ten years/ no additional labor
<b>Batteries</b>	0-3 months full replacement, 4-12 prorated credit
<b>Chargers</b>	One-year replacement
<b>Replacement parts</b>	Ninety days

\*Two-hour cap

\*\*Through engine manufacturer. See section 3 of warranty manual for engine warranty exceptions

\*\*\* Based upon dealer's certification status

Extended Warranty MUST be signed up within 30 days of delivery to End User (Dealer has 1Year from Receiving Machine to Sign up extended Warranty)

Extended Warranty Cost is based on Invoice Price multiplied by the Percentage listed in the Extended Warranty Column









***“The Power of Clean”***

**PowerBoss Is A Full Line Manufacturer Of Sweepers and Scrubbers For  
Industrial Facilities.**

PowerBoss, Inc 175 Anderson Street P.O. Box 1227- Aberdeen North Carolina 28315

Phone: 800-982-7141 - Fax: 1-800-277-7141 Local: 910-944-2105 Fax: 910-944-7409 e-mail: [techsupport@powerboss.com](mailto:techsupport@powerboss.com).

**A Member Of The Hako Group**